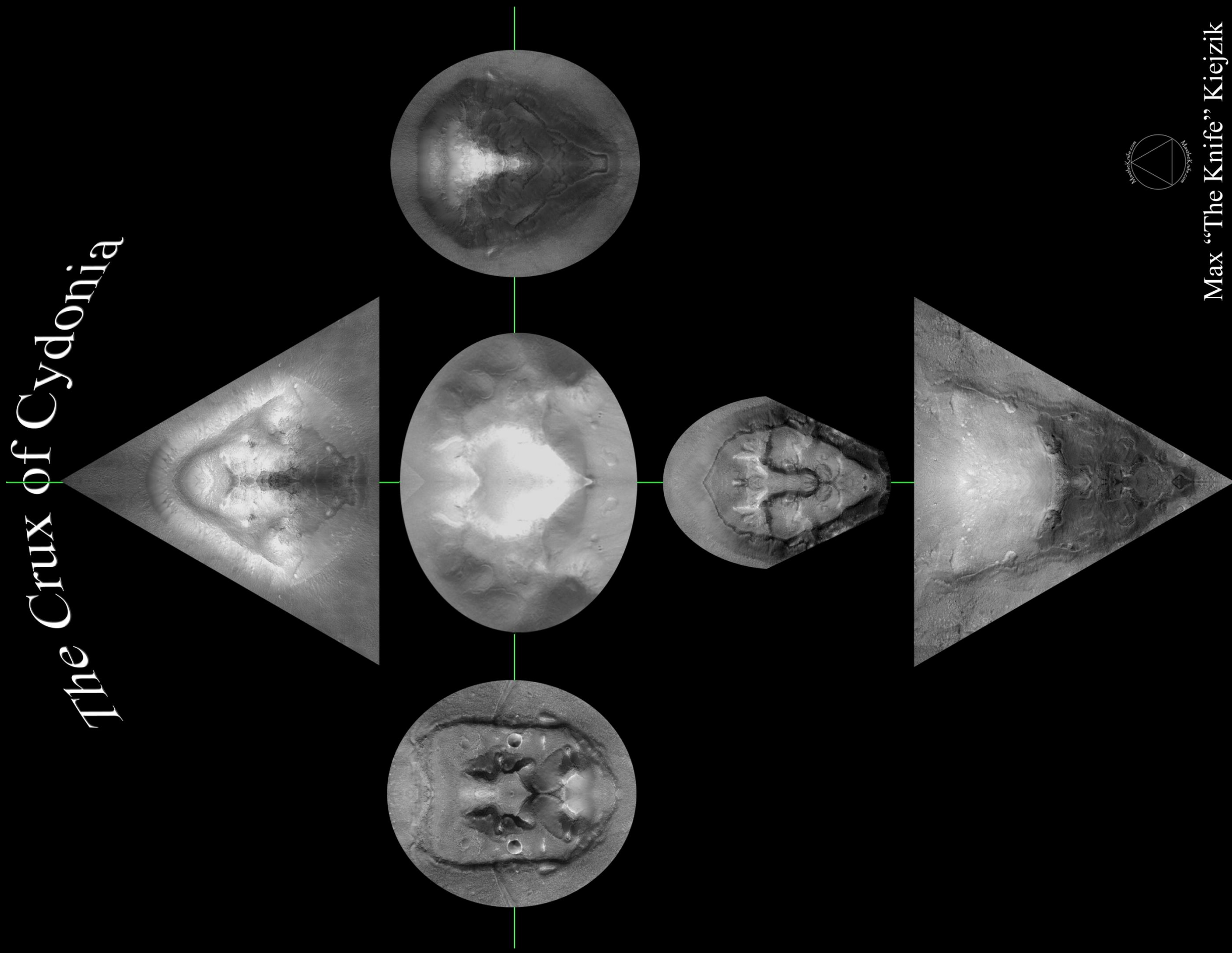




The Crux of Cydonia



Max “The Knife” Kiejzik

Truth, Light & The Face on Mars





That's me, Max Kiejzik.

This book is the product of more than 15 years of serious scientific research. It has been an enlightening and most humbling experience. I made many sacrifices to make it happen. I would do it all again.

People like to ask me what I believe.

Like Carl Sagan said, "I don't want to believe, I want to know."

I now *know* that The Face is artificial and I know exactly what it means.

I *believe* it has the potential to elevate humanity to its fullest potential.

Time will tell...

This book is dedicated to my "Mojan". In my darkest hour, you were the light. Thank you for believing in me. With all my heart I love you.... what a pip you are!

Special thanks to Kim Kiejzik and Robert Bitto. The input from both of you was invaluable.

Many thanks also to the ones who supported me. You know who you are. To the ones who didn't... I forgive you.

The implications of what you're about to see are nothing less than Biblical in proportion. From the very beginning I've never asked anyone to believe me. Do the work and know it for yourself.

The purest intention of science and religion is the pursuit of truth. The two were destined to converge.

Welcome to the truth... Welcome to the light... The Face on Mars will show you the way.

Copyright © 2013 by Max Kiejzik

Table of Contents

Introduction.....1

Chapter 1: Mars Anomaly Research Chronology.....3

Chapter 2: The Beginning.....7

Chapter 3: The Data.....9

Chapter 4: Meaningful Discrepancies, The Lie is Different at EVERY level.....11

Chapter 5: Meaningful Discrepancies, What’s wrong with this picture?.....16

Chapter 6 Symbolic Significance of Finding True North.....18

Chapter 7: Discovering Truth in the Light.....19

Chapter 8: Truth Light & The Face on Mars.....20

Chapter 9: The Geometry of Cydonia (GOC).....21

 1. A Basic Understanding of Parallax.....22

 2. Parallax as it applies to Tracking the Stars and Solstices.....25

 3. Tracking the Solstices = Proof = GAME OVER.....26

 4. “We are from Orion & The Dog Star”.....27

 5. Tracking Orion and Sirius = More Proof28

 6. The Obliquities of Mars and our Solar System Combined.....29

 7. How Old is Cydonia?.....30

 8. Sites and Markers.....31

 9. The Mounds of Cydonia.....32

 10. Connecting the Geometry to the Physics.....32

Chapter 10: Rorschach vs Reflections: Fusion in art is nothing new.....35

Chapter 9: The Stories..... 40

Chapter 12: What IS The Face?.....41

Chapter 13: Sunrise/Sunset.....42

Chapter 14: Mars/Earth Connection.....43

Chapter 15: The Cross, Trinity, and The Face of Ra.....44

Chapter 16: Trinity, Trinity, Trinity.....45

Chapter 17: Horus the Warrior and the Mayan Mask.....47

Chapter 18: Warriors of Light.....48

Chapter 19: Its Made of Mirrors!.....49

Chapter 20: What is the D&M Pyramid?.....50

Chapter 21: The D&M Pyramid or... The Rosetta Stone.....51

Chapter 22: Connecting the Geometry to the Stories

 1. The Battle of The Face on Mars or... Armageddon.....52

 2. The Geometric/Symbolic Relationship Model.....52

 3. The Battle of The Face Flow Chart.....53

 4. The Geometric/Symbolic Relationship Model: Pt 1.....54

 5. The Geometric/Symbolic Relationship Model: Pt 2.....55

 6. The Geometric/Symbolic Relationship Model: Pt 3.....56

 7. The Geometric/Symbolic Relationship Model: Pt 4.....57

 8. The Geometric/Symbolic Relationship Model: Pt 5.....58

Chapter 23: The Admiral, Hanuman Ji, & The Legend of Ra, Isis & the Snake...59

 1. The Admiral: Pt 1.....60

 2. The Admiral: Pt 2.....61

 3. The Admiral: Pt 3.....62

 4. The Admiral: Pt 4.....63

 5. The Admiral: Pt 5.....64

 6. The Admiral: Pt 6.....65

 7. The Admiral: Pt 7.....66

Chapter 24: Stories in the Reflections.....67

Chapter 25: Stories in the Reflections: The Fort.....68

Chapter 26: The Fort, Key, & Aslan: The Dark Star Prediction.....69

Chapter 27: What is the Fort?.....72

Chapter 28: More Stories in the Reflections: The Contention of Isis & Seth.....73

Chapter 29: Fort Reflections.....74

Chapter 30: Key Reflections.....76

Chapter 31: Aslan & the Missing 6th Sphinx.....78

Chapter 32: The Exploded Planet Hypothesis.....79

Chapter 33: The Aftermath of Planet V’s Destruction.....81

Chapter 34: The Blockies.....84

Chapter 35: Reflections, Reflections, Reflections.....85

Chapter 36: Connections.....91

Chapter 37: How did I get into all of this?.....92

Chapter 38: The 13,000 Year Old Prophecy.....94

Chapter 39: Conclusions.....97

Annotated Bibliography.....98

Introduction

“... and in the shifting of the winds, and in the clouds that are pressed into service betwixt heaven and earth, are signs to people who can understand.” –Quran



This book will take the reader straight to the bottom of the deepest of rabbit holes. What is in this book is almost everything I’ve managed to learn about Cydonia to date. The question of whether or not Cydonia is artificially designed is now beyond reproach. The evidence presented in this book slams the door on the deniers once and for all. That part of the debate is over. Cydonia IS intelligently designed. It is the truest representation of our civilization’s ancient past, extremely polarized present and impending future.

In order to comprehend this conclusion, the reader doesn’t need to be a geometry wiz or an expert in world religions. If the reader is familiar with the fundamentals of each, he should be able to follow this logic train. If I’ve done my job, he will begin to open his eyes and mind to a new and wonderful paradigm.

If the reader is not prepared to put his most cherished beliefs into perspective, go no further. Put this book down immediately. For those with the courage to carry on, I’ve never asked anyone to believe me. If what I’m about to present is true, it must be discoverable by each and every one of us. I encourage anyone and everyone to pick up some kind of measuring tool and do the work.

Anything short of that, just remember... Geometry is the most ancient of sciences and it is “sacred” for a reason. When applied to Cydonia, the geometry either works or it doesn’t. It’s “pass or fail” on any data set... provided you understand the problem of perspective.

I will talk about that in some depth, but to begin, I have to somehow explain what we are dealing with here. I won’t beat around the bush. Here it is in a nutshell.

Cydonia represents the Apocalypse.

Please, before preconceived ideas spring to mind, let us acknowledge that the word, “Apocalypse”, is a Greek word that simply means “Lifting of the veil”. Furthermore, The Bible does not hold a monopoly on “end time prophecies”. In fact, multiple prophecies from around the world claim that the “Chosen One” will simply bring “truth and light”, i.e., “Lift the veil”.

It is my contention that the prophecies are all predictions pertaining to the unveiling of Cydonia. Behind the veil is the truth about our ancient super high tech past and origins. Also waiting for us is a far more advanced –unified-- physics that is so complete, it accounts for consciousness. Appropriately, this physics is embedded into all of our major religions, current and ancient.

This physics is known by many names. Hyper-Dimensional or Torsion are the most commonly used. One of the many benefits of this physics is unlimited FREE energy. It deals with an old idea in physics called the “ether”.

Simply said, the ether is the substrate of space and time. When an object is spinning in this substrate, the substrate ripples and resonates throughout. These ripples produce harmonies and dissonances. A great analogy I’ve heard is to think of raindrops on a still pond. These ripples affect everything including consciousness itself.

Of all the cycles within cycles driving this dynamic physics, the big deal about now is that our solar system’s ecliptic is currently tilting through the threshold of 60 degrees relative to the equator of our Milky Way.

Why is that significant?

It is significant because this angle appears to have a massive influence upon our species and civilization status. As our solar system passes through “model specific” values like 60, 33.3, and 19.47 degrees, we become more “tuned in” to higher frequencies or higher dimensional space (Hence, Hyper-Dimensional Physics). This galaxy/solar system relationship appears to be the “bass line” driving our collective consciousness. It’s like a music chord that has slowly phased into perfect harmony.

A couple of examples from 20th century history reflect this idea and helps illustrate what I mean.

- 1933 saw the rise of Hitler and World War 2. 33.3 degrees is when Planet V exploded, presumably through warfare. (See Exploded Planet Hypothesis)
- 1947 saw the infamous UFO crash and cover up at Roswell. No single number reflects this physics better. It was the perfect time to inject some truth into our collective consciousness and begin lifting the veil.
- The 1960s saw the beginning of the peace movement. 60 degrees is the foundation of this geometry. It is my contention that this is a good sign for things to come.

But that is just the beginning of this thought train. What I'm getting at is that all these dates reflect geometries, i.e., harmonies that resonate and influence our behavior in specific ways. Even if one chooses not to believe all that, certain facts remain.

Like the end of the age of Pisces and beginning of the age of Aquarius, we observed the end of multiple cycles on 12/21/12. As we observed this end, Cydonia was about to mark the end of the same cycles from the perspective of Mars. In fact, as of this writing, Mars is in between the final winter and summer solstices that will be in sync with The Face and the D&M Pyramid for the last time for several thousand years.

The marking of the end of all these cycles at Cydonia began with Mars' winter solstice on 3/13/13. This day coincided with my birthday which I don't believe is a coincidence. Also, the election of the new Pope Francis occurred on that day. As soon as I heard that Pope Benedict had resigned, I immediately told friends and family that a new Pope would be chosen on my birthday. I was right. I was right because my prediction was based on hard empirical evidence.

Science is nothing if not prediction and I'm about to prove it to you.

By the end of this book the reader will actually witness Armageddon. From an objective point of view Armageddon is supposed to be an epic battle between the forces of light and darkness.

According to the Bible, the final battle is supposed to take place upon a "hill".

That is exactly what The Face on Mars represents.

In order to be able to begin to comprehend how deep this rabbit hole goes, one must first be willing to consider at least six impossible things before breakfast.

1. We are not alone nor are we the most intelligent species in the universe.
2. Cydonia may not be in ruin at all. It may have been constructed ~17,000 years ago with the explicit intention that it be unveiled now.
3. There is an alien intervention that has been taking place for millions of years. This intervention has dramatically altered our natural course of evolution. We have been engineered not merely on a genetic level, but a spiritual one as well.
4. Our solar system is actually a binary star system. It is comprised of the Sun and an as of yet undiscovered dark star (brown dwarf star) named Nemesis. It is my contention that the existence of our Sun's companion has been suppressed over the millennia for reasons linked to the unveiling of Cydonia.
5. Mars was once the moon of a much larger planet (Dubbed Planet V) that exploded about 65 million years ago. The remnants of this planet now make up what is known as the asteroid belt. There is ample evidence to suggest that a super high tech civilization thrived before the explosion.
6. We have been prepped and conditioned to receive the message of Cydonia specifically now when we are poised to once again flourish as a true spacefaring civilization.

Mars Anomalies Research Chronology

The following is taken from Dr. Mark Carlotto's book, The Martian Enigmas, A Closer Look. It is a fair and accurate account in a nutshell. It ends in 1997 and I fill in the remainder from there.

1976: Viking takes first picture (35A72) of the Face on Mars on July 25.

Walter Hain in Germany sees an image of the Face in a NASA film on December 15.

1977: Vincent DiPietro finds picture of Face in NASA archives. DiPietro and Greg Molenaar find second image of Face (70A13).

1979: DiPietro and Molenaar begin the process of image enhancement for the Face, including the development of the Starburst Pixel Interleave Technique (SPIT). Walter Hain in Germany publishes Wir vom Mars (We from Mars), a compilation of myth and fact about the planet which includes the suggestion that the Face may be artificial.

1980: DiPietro and Molenaar publish Unusual Martian Surface Features. On June 16, DiPietro and Molenaar present their work at the 156th Meeting of the American Astronomical Society in College Park, Maryland.

1981: Richard Hoagland meets DiPietro and Molenaar at the first Case for Mars conference in Boulder, Colorado in July.

1983: Hoagland contacts DiPietro and Molenaar about a different subject, but on seeing more recent photographic enhancements, becomes interested in the Face.

Hoagland hypothesizes existence of City. Identifies Fortress and other pyramidal objects in City as well as smaller mound like objects. Notices that objects seem to be aligned and that the alignment may be solstitial.

Hoagland and anthropologist Randy Pozos organize Independent Mars Investigation computer conference during the summer. Hoagland begins conference with first entry in December.

1984: "Martian Chronicles" computer conference takes place during the first quarter of 1984. Participants include John Brandenburg, Lambert Dophin, Bill Beatty, and Jim Channon along with DiPietro, Molenaar, Hoagland, and Pozos. Last entry made by Hoagland in March.

Hoagland and Thomas Rautenberg at the University of California at Berkeley discuss second parallel investigation (Mars Investigation Group).

John Brandenburg presents results of Independent Mars Investigation at Case for Mars II conference in Boulder in July.

August issue of the magazine Soviet Life reports discovery of pyramids on Mars by Russian author, Vladimir Avinsky.

Discover magazine reports on Case for Mars II conference in September issue-no mention of Independent Mars Investigation paper. In same issue Carl Sagan proposes joint U.S./Soviet mission to Mars and mentions "enigmatic landforms" on Mars.

In the fall, Rautenberg, economist David Webb, Carl Sagan, and Louis Friedman (Executive Director of The Planetary Society) meet in Washington. Friedman refuses to look at images of the Face. Off to the side, Sagan tells Webb, "These are very interesting, but if anyone asks me I will deny that the meeting took place."

1985: In January, Hoagland and Sagan discuss Mars anomalies at National Academy of Sciences meeting in Washington. Sagan offers to review any material on the subject and anticipates exchanging papers in the literature.

In February, Mark Carlotto contacts Rautenberg and sets up meeting. Rautenberg provides Carlotto a copy of Viking data tapes.

Series of newspaper articles come out critical of the Independent Mars Investigation during the spring. University of California withdraws sponsorship of Mars Investigation Group. On June 2, Sagan publishes article entitled: "The Man in the Moon" in Parade Magazine. Article includes a colorized version of Viking frame 70A13 in which the crucial shadows are obscured by the added color. Sagan is highly critical of Face and investigators-none of which are mentioned by name.

Interviews with Sagan and others at "Steps to Mars" conference held mid-July in Washington indicate growing resistance to Mars anomalies in the planetary community.

1986: On July 23, 1986, DiPietro speaks with Sagan at the National Academy of Sciences in Washington, D.C. DiPietro shows pictures to Sagan of the enhancements of the face with the eye-ball detail. DiPietro agrees to send photos to Sagan.

Carlotto sends Sagan draft of paper on 3-D analysis of Face. Carlotto and Sagan exchange letters late in the summer. The paper which is entitled: "Digital Imagery Analysis of Unusual

Martian Surface Features" is subsequently submitted to the planetary science journal Icarus.

Brian O'Leary organizes Mars Anomalies Research Society. Members include Brandenburg, Carlotto, DiPietro, Webb, and others.

Hoagland publishes "The Curious Case of the Humanoid Face on Mars" in the November issue of Analog magazine.

Two books published in 1986: The Face on Mars by Randy Pozos, and Planetary Mysteries by Richard Grossinger.

1987: Early in February, O'Leary submits paper to Icarus entitled: "Comments on Imagery of the Face on Mars and Nearby Objects."

In mid-March, Carlotto's paper is rejected by Icarus on the grounds that it is "not of sufficient scientific interest."

O'Leary's paper is also rejected by Icarus on similar grounds. This is the same journal that previously published eleven papers by O'Leary, none of which had ever been rejected.

Carlotto revises paper and submits to the journal Applied Optics in September.

Hoagland's book The Monuments of Mars is published in 1987.

1988: Carlotto's paper is accepted and published in the May 15 issue of Applied Optics.

Russia launches Phobos I and Phobos II probes to Mars in July. Contact lost with Phobos I en route to Mars.

Following press conference at National Press Club in Washington D.C., popular articles about the Face appear in New Scientist (July 7) and Newsweek (July 25).

Over the summer, Erol Torun performs geomorphological analysis of D&M pyramid and concludes that it could not have been formed by any known geological process on Mars. Also develops a geometrical model of the D&M in which are embedded numerous universal mathematical constants.

Hoagland subsequently shows these same universal constants are reflected in relationships between the D&M and other objects in the Cydonia complex and that latitude of the D&M on Mars can be expressed in terms of the same constants.

In December, Hoagland, Carlotta, and Torun present research results to audience at Goddard Space Center in Maryland.

On December 18, a new paper entitled: "A Method for Searching for Artificial Objects on Planetary Surfaces" describing fractal analysis of the Face is submitted to the journal Nature. Less than two weeks later the paper is returned, the editor refusing to review it.

1989: In March erroneous radio transmissions send Phobos II into an uncontrolled spin as it approached the tiny Martian moon.

Fractal paper is submitted to the Journal of the British Interplanetary Society (JBIS) at the end of March.

Hoagland, Carlotta, and Torun meet with Congressman Robert A. Roe, Chairman of the House of Representative Committee on Science, Space, and Technology in April.

1990: Fractal paper is accepted and published in May issue of JBIS. Revised version of O'Leary paper that was rejected by Icarus entitled: "Analysis of Images of the Face on Mars and Possible Intelligent Origin" also appeared in same issue.

In July Sagan writes Carlotto to thank him for video footage used in a revised version of his "Cosmos" series.

1991: Brandenburg, DiPietro and Molenaar publish "The Cydonian Hypothesis" in the spring issue of the Journal of Scientific Exploration in where they hypothesize the Face was built by indigenous Martians.

Hoagland suggests the geometry of the D&M pyramid and its external relations to other nearby objects are based on tetrahedral geometry.

Carlotto's book The Martian Enigmas is published in 1991.

1992: Mars Observer launched on September 25.

Prompted by press coverage of the Face, Professor Stanley V. McDaniel begins an independent evaluation of the methodology used by researchers studying the Martian features, and of NASA's response to their research.

1993: Invited paper by Carlotto entitled "Digital image analysis of possible extraterrestrial artifacts on Mars" appears in April issue of the journal Digital Signal Processing.

Don Ecker, director of research for UFO magazine, locates document produced by The Brookings Institution in early 1960s that suggests scientists may consider suppressing the discovery of extraterrestrial life or artifacts. Ecker relays this information to Hoagland, who relays it in turn to McDaniel for inclusion in his report.

Mars Observer is lost in the vicinity of Mars on August 21. This together with loss of Mars Observer prompts accusations by Hoagland that NASA is covering up the discovery of artificial structures on Mars.

Mars researchers meet in September in Cody Wyoming at conference organized by Tom and Cynthia Fell.

McDaniel completes his analysis of the independent Mars investigations as well as NASA's conduct in the matter. His findings are published in The McDaniel Report late in 1993.

1994: McDaniel coordinates the formation of the Society for Planetary SETI research (SPSR) to study the Mars anomalies. Members are drawn from a variety of academic and professional fields.

Physicist Horace W. Crater begins study of small mound formations at Cydonia. Geologists James Erjavec and Ronald Nicks begin development of a geological map of the Cydonia region.

1995: Initial results of Crater's analysis of the mound formations indicate the presence of a radical statistical anomaly arising from the non-random distribution of the mounds.

In two papers privately distributed within the SPSR, "Geometric Solution to the Pentad" and "Geometric Construction of the Square Root 2 rectangle," McDaniel proposes a regular grid pattern accounting for the geometric distribution of the mounds.

In June, McDaniel and Crater presented two talks at the 14th meeting of the Society for Scientific Exploration in Huntington Beach, California. McDaniel's talk "Artificial Structures on Mars" summarized Mars anomalies research to date. Crater's talk "A Statistical Study of Angular Placements of Features on Mars" presented an analysis of a number of small mound-like objects in the City.

1996: In May, Carlotto and archaeologist Jim Strange from the University of South Florida presented talks at the 15th meeting of the Society for Scientific Exploration in Charlottesville, Virginia. Carlotto's talk "Do Certain Martian Surface Features Suggest an Extraterrestrial Hypothesis?" presented probabilistic analysis of existing evidence for artificiality along with several new pieces of evidence based on a comparative analysis of several of the features. Strange's talk "Can Archaeological Method Apply to 'Planetary SETI?'" examined the randomness of the mounds studied by Crater and McDaniel and Torun's geometrical model of the D&M pyramid.

Helmut Lammer publishes a paper, "Atmospheric Mass Loss on Mars and the Consequences for the Cydonian Hypothesis and Early Martian Life-Forms" in the autumn issue of the Journal of Scientific Exploration. Paper argues against Brandenburg's hypothesis that the Face and other structures on Mars were built by native Martians.

Sagan publishes his last book, Demon Haunted World. Although highly skeptical of the Mars anomalies, he states that the hypothesis can be tested and so opens up the subject to scientific inquiry. Pathfinder and Mars Global Surveyor are launched in the fall.

Russians launch Mars 96 Orbiter which fails to reach Earth orbit.

1997 : Van Flandern publishes a preprint of "New Evidence of Artificiality at Cydonia on Mars", showing that the Face was located close to the old Martian equator and had a "face upright" orientation (major axis oriented north-south) with respect to it. Van Flandern finds this fact consistent with his exploded planet hypothesis, which holds that Mars was a moon of a larger planet since exploded. The Face would have been prominent on the Mars equator as seen from such a planet.

Carlotto's paper "Evidence in Support of the Hypothesis that Certain Objects on Mars are Artificial in Origin" is published by the Journal of Scientific Exploration. Paper analyzes all of the evidence to date within a probabilistic framework showing it to satisfy Sagan's criterion for "extraordinary evidence."

END OF CARLOTTO’S CHRONOLOGY.

In 1998 NASA/JPL/MSSS acquired the first high resolution image of The Face. That image became infamously known as the “Cat box”. It was released “Mercator projected” which means the geometry in the image isn’t true. For this reason, it was never measurable. Hopefully by the end of this book, the reader will understand why Dr. Malin would do something so unusual in the first place. This image also served to splinter the various proponents of Cydonia.

In 2001 Malin Space Science Systems (MSSS) released the first overhead image of The Face. This image is also distorted, albeit much more subtly. I will prove not only that it is distorted, but why.

In February of 2002, NASA/JPL’s Mars Odyssey began mapping Mars. The Thermal Emission Imaging System (THEMIS) is run by Arizona State University. Along with it came the infamous “Blockie” controversy. Long story short, someone at NASA sneaked Keith Laney an image that contained far more data than what was officially released the day after. In Keith’s version, there appear to be one of two things. Either they are the ruined foundations of a former city. Or we are looking at an underground, possibly extant, city. See www.keithlaney.net (Mars Infrared Imaging) for details. Towards the end of this book, I offer conclusive evidence that further vindicates Keith Laney’s story.

In early 2004, the European Space Agency (ESA), arrived with Mars Express. Cydonia has since been imaged Cydonia with the High Resolution Stereo Camera (HRSC). Strangely, by the time the images were released, I was deep into wrestling with the “north problem”. As if they were watching me, ESA decided to start labeling their Cydonia images with Mars’ true north notated.

By 2005, enough images were acquired by THEMIS for Gary Leggier to assemble an astonishing mosaic which he did at the behest of Hoagland.

In 2006 NASA/JPL’s Mars Reconnaissance Orbiter (MRO) arrived at Mars. The Hi Rise camera is run by ASU as well.


This brings the reader up to speed on all the missions that are capable of imaging Cydonia.

Insofar as subsequent scientific analyses after Viking, there have been very few, if any, serious revelations... until now.

The Beginning

"It always seems impossible until it is done." –Nelson Mandela

Cydonia: Names of some key monuments



So this is it. This is Cydonia. This is the image containing the infamous Face on Mars that started the teapot brewing. As you are about to see, it's actually a sphinx. The first one to refer to it as such was a Russian scientist by the name of Vladimir Avinsky. Richard C. Hoagland was the first to "mirror" The Face and show us why.

NASA has referred to it as a "Trick of light and shadow". They've also called it an ordinary "hill". These memes were our first clues that the lesson being presented here is entirely about perspective. It's about being able to rectify things that are distorted.

My late father and I always used to say, "Perspective, perspective, perspective". We would often play Devil's advocate and search for the best way to look at and solve problems. It turns out these exercises were preparing me for this.

When I started paying serious attention to the Cydonia problem, it seemed obvious to me that the geometry needed to be independently tested. I wanted... needed... to test Hoagland's geometric relationship model.


There was a major hurdle to overcome, though. It has to do with perspective or parallax. That is the measurable change in geometry due to change in the position of an observer. It's a real science correcting for this distortion and there is software out there that can "Orthographically rectify" aerial or satellite images. The problem is laying hands on Cydonia data that is "orthorectified".

For this reason, when Hoagland published 'sketches' of his geometric model, they usually carried the caveat, "Any attempt to verify measurements should be carried out on much larger orthographic prints".

But guess what... the only one who HAD orthographic prints was Hoagland himself and he wasn't sharing them. If you can believe it, the original Viking data tapes needed to reproduce Hoagland's orthographic data have been destroyed. Or so the story goes. Whether that's actually true or not, my point is... I simply couldn't acquire the data I needed.

Well, I didn't let that stop me. I had drafting tables at my disposal so I measured anyway to see what I could learn. I didn't have time to learn very much because before long, Photoshop 7.0 fell into my lap along with its handy measuring tool. This tool measures precisely all the way down to .05 degrees.

The problem of measuring was suddenly no longer a problem. No more need for large format printing and drafting tables. Simply plug the data into Photoshop and go!



Before I go any further, let me be perfectly clear. One cannot simply walk onto a random scene, measure a few rocks and trees and discover the level geometric coherency, specificity, and redundancy found here at Cydonia.

We are looking at a giant pyramidal shape that is located within several kilometers of more familiar geometric shapes. Upon one of these features appears to be a split face Sphinx carved on to a giant rectangle platform.

The scale of these monuments is unprecedented. If one looks back to the 'names' graphic, mound #1 is comparable in size to the Great Pyramid at Giza. That makes the mighty D&M Pyramid something like TEN TIMES as massive. The Face itself occupies 4.5 square kilometers of real estate. On top of it all, there is a remarkable system of unmistakable reflections that include, burning hearts, lions, dogs, bats, and 5 other sphinxes (maybe 6).

I can imagine the vast majority of people out there do not have access to drafting tables or computer software that allows for precision measurement like this. That is unfortunate, but it is no excuse for dismissing these measurements. For those who simply do not believe their own eyes or do not trust me, they can always pick up a .10 cent protractor, put it up to the screen and verify till their heart's content. The only problem with this method is a much lower measuring tolerance.

But let's assume a few people do have access to Photoshop 7 and want to test all of this for themselves. I can imagine those people might ask the same question I did when I first started testing Hoagland's relationship model, "Where do I *start*?"

The best way to go about it is to construct a perfect 60 degree angle. The second thing is to rotate and position that angle until it conforms to the data. Once that angle is locked in, the rest falls into place through a distinct series of mounds, sites, and markers. As the reader is about to see, that process was used for laying out the D&M, Temple Mound, and the cross on The Face. All three *independent* geometries relate back to each other in a precise and meaningful way. Not only that, all three relate back to true north with precise intention as well.

There is no escaping the ancient science of geometry.

The natural thing to do is *investigate*. The scientific thing to do is *measure*. The human thing to do is *explore*.


The Data

This is a collection of the available data that will be used for this book.




ESA's Mars Express data

NASA/JPL's Viking 35a72 & 70a13




MSSS's Mars Global Surveyor data



Mosaics courtesy: Gary Leggiere, aka MarsRevealer

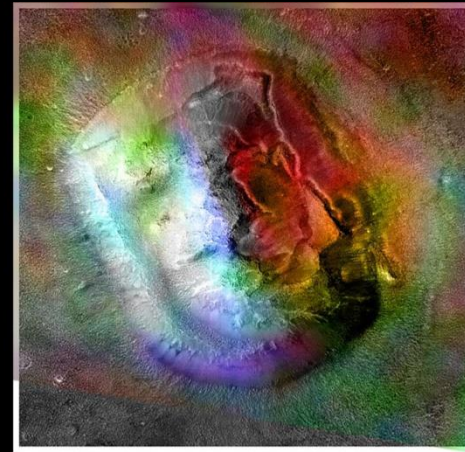


ASU's THEMIS data Color & Vis/IR



The Data: The Face in High Resolution

These are all of the high resolution images we have of The Face on Mars. The one on the lower left is by Mars Reconnaissance Orbiter's HiRISE camera. The camera is operated by Arizona State University (ASU). The other five images are from Mars Global Surveyor's Mars Orbital Camera. The camera is operated by Dr. Michael Malin of Malin Space Science Systems (MSSS). Of course I've measured all of these, but the only images I will use during the course of this book are the two on the bottom and the Keith Laney infrared overlay of the 2001 MSSS image.



THEMIS False Color IR
Overlay by Keith Laney

June, 2000
M16-00184

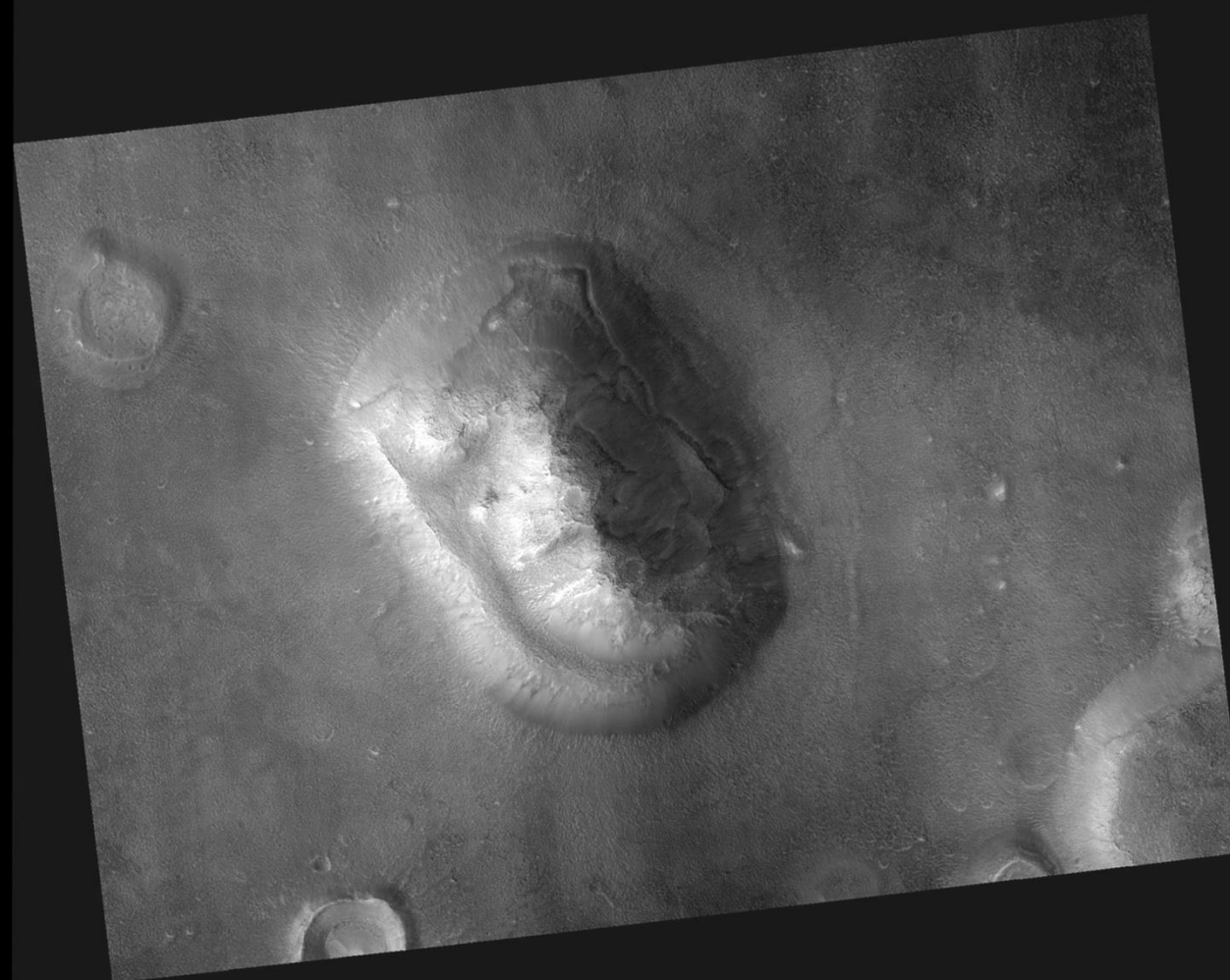
E1003730

1998 "Catbox"

April, 2007

PSP_003234_2210_RED

500 meters



NASA/JPL/University of Arizona

MRO/HiRISE

April, 2001
E03-00824
→



Meaningful Discrepancies; “The Lie is Different at EVERY Level”

“A deception that elevates us is dearer than a host of low truths.” –Marina Tsvetaeva

One of the first things I did was verify the various measurements published by several different researchers. It wasn't long before I realized that I had to begin questioning everything. I was slowly discovering that the geometries I was testing were only true to a point. What I was discovering were not merely mistakes, they were coded and coordinated breadcrumbs. Finding the breadcrumbs forced me onto various “logic trains” with destinations to the various revelations presented in this book.

There are a few discrepancies that stand out the most in my mind now. First and foremost is the glaring omission of the relationship between the D&M and Mars' winter solstice. I mean, Hoagland and Carlotto both talk about the summer solstice as viewed from the center of the City Square. It is difficult to fathom that neither of them ever bothered to consider the winter solstice.

Second is their effort at dating Cydonia. They omitted the fact that any alignment they chose as significant would recur over and over as Mars goes through its 30 degree obliquity cycle once every ~86,000 Earth years.

Carlotto makes a claim of 33,000 to 120,000 years old. He favors the younger of the two for reasons pertaining to human evolution. He claims the summer solstice currently rises at 34.2 degrees north of east. Redshift tells me 33.8666 degrees north of east. If one subtracts the two, one gets .3334 degrees. That definitely counts as the first of many meaningful discrepancies. Hoagland's scenario is even vaguer. He doesn't provide any numbers except to say the center of the City Square would be the best place to stand and watch his scenario unfold. For symbolic reasons he inserted the Earth into his solstice scenario. In his solstice scenario the Earth and Sun rise in succession out of The Face. He claims the last time that event could have occurred was 500,000 years ago. That's totally wrong because the Earth consistently passes through The Face because Mars and Earth both orbit the Sun on the same ecliptic plane. The good thing about his ‘breadcrumb’ is that it gave me the idea to include Sirius, Orion, and Regulus and then look for symbolically significant “trinity risings”.

After all that, I would have to say the most critical discrepancy revolves around the central argument of my thesis. My original thesis had to do with the geometry relating precisely to true north. Highlighted in yellow and blue, the question of where north is was cleverly introduced by Hoagland through a very subtle 2.35 degree discrepancy between the two graphics. Mostly because of a giant hint given to me in a private email from Hoagland, I realized I could measure the shadow on The Face and KNOW where north is.

Two other breadcrumbs are highlighted in green. They are two separate graphics. The small “22.5” graphic is Hoagland's and the larger “33.3” graphic is Carlotto's. Each graphic's measurement is off by exactly .3 degrees in OPPOSITE directions.

First, this is another odd coincidence involving the decimal .3. If one assumes that Carlotto and Hoagland are coordinating their measurements in an effort to “encourage” anyone who bothers to test their claims, this could be interpreted to be a coordinated reflection.

Second, it turns out that .3 degrees is the margin of error Cydonia implies as one turns the clock back 65 million years and beyond. (see “Exploded Planet Hypothesis”)

Third, the mistakes reflect knowledge that Cydonia is entirely about understanding how to find true north given Mars' axial tilt is currently at 25.2 degrees.

How do the mistakes do that? It's simple.

Hoagland's actual angle is 22.8 degrees.

$22.8 - 25.2$ (Mars' axial tilt) = 2.4 which is way too close to 2.35 degrees to be ignored.

Measurably, Hoagland used the CORRECT line to demarcate the shadow, which is Mars' axial tilt, 25.2 degrees.

If I measure Carlotto's actual angle, the value is not 33.3. It is precisely 33.0 degrees.

If one takes 33.0 and subtracts 25.2, one gets 7.8.
 $19.5 \times 4 = 78$ degrees.

But that's just for starters and I could bore you all day long with more unmistakable "meaningful discrepancies". The details can be found on my website and all of it is independently verifiable.

My point is... they KNOW... and I can prove it quite easily. That's why I've included the two screen captures from National Geographic Channel's, "Is It Real: Life on Mars". After the reader soaks in what's going on in those screen captures and considers all the empirical evidence I've compiled in this book there is only one plausible conclusion. Hoagland intentionally mislabeled Mars' true north.

The reason why he would do this he eventually answered on a Facebook thread. Hoagland writes: "As this key number -- the determination of True North -- is a highly guarded, RELIGIOUS (in their minds) "SACRED number!"

So there you have it... this entire exercise, the determination of true north is a *RELIGIOUS RITUAL*.

The evidence and subsequent proof that I am right about Hoagland's intentions was carefully laid out by him and his colleagues in a trail of bread crumbs that inexorably leads straight to the light.

The crumbs merely needed to be picked up and carefully *measured*.

Meaningful Discrepancies of Hoagland, Torun, Carlotto, Crater, & McDaniel

These are the major “breadcrumbs”. Through testing these measurement claims, I was able to find my way through the forest. Embedded into these graphics are blatant mistakes that appear to be coordinated. They are obvious only if one bothers to *measure*. The coded mistakes signal awareness of most if not all of the truths behind Cydonia’s veil.

On the bottom right is a third generation scan from Hoagland's book, "Monuments of Mars". It is the only data set I have that is purported to be orthographically rectified. The geometry works,

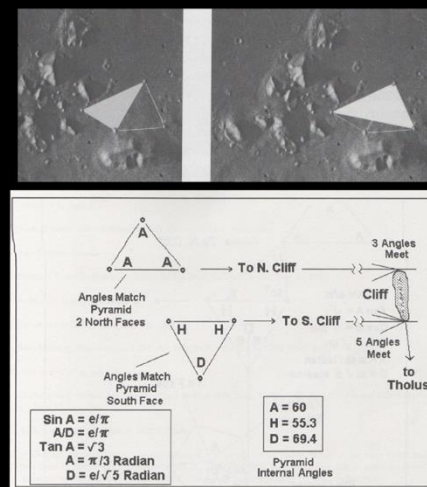


Figure 8. Angular relationships between the small mounds near the City and their alignment with the Cliff (not to scale).

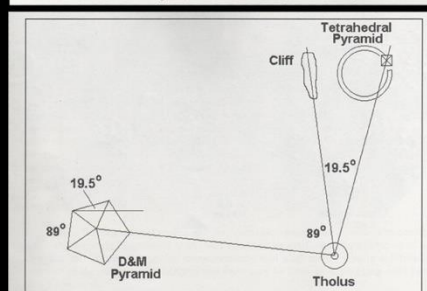


Figure 7. Tetrahedral latitude angular measurements, Pyramid-Tholus-Cliff. The 89° measurement at the Pyramid's west edge is in relation to the Equator, or to any line of latitude, including the line forming a 19.5° angle with the pyramid's northwest edge, which is a line of latitude.
(This drawing is not accurate as to actual angles and is not to scale)

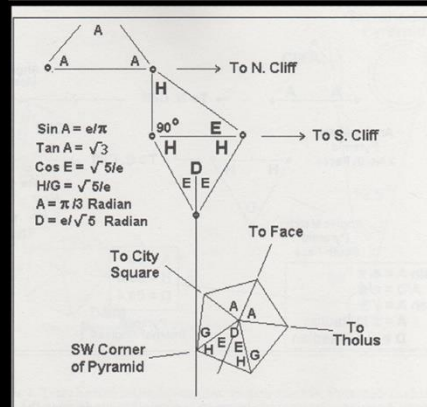
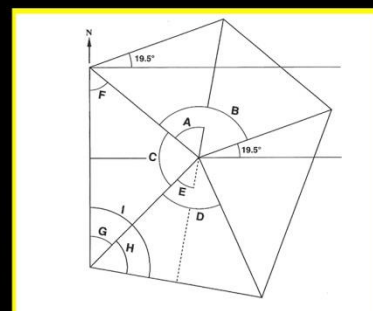
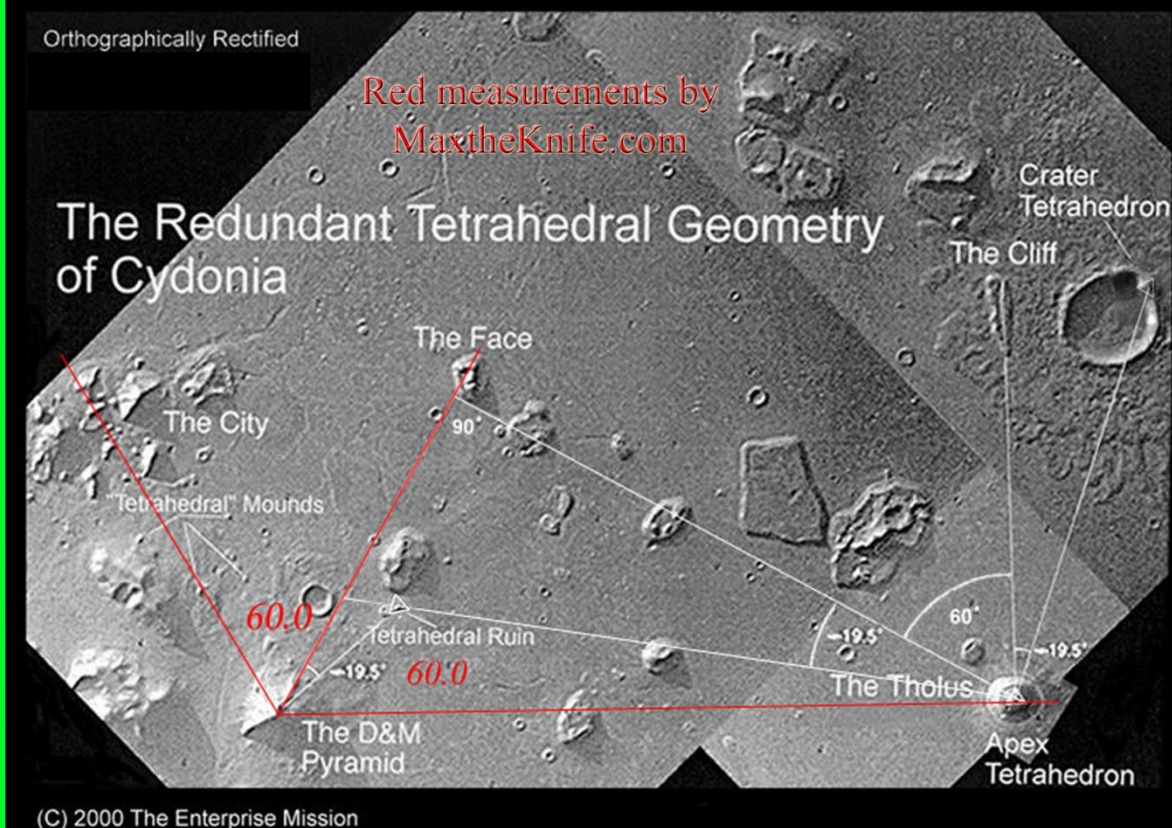

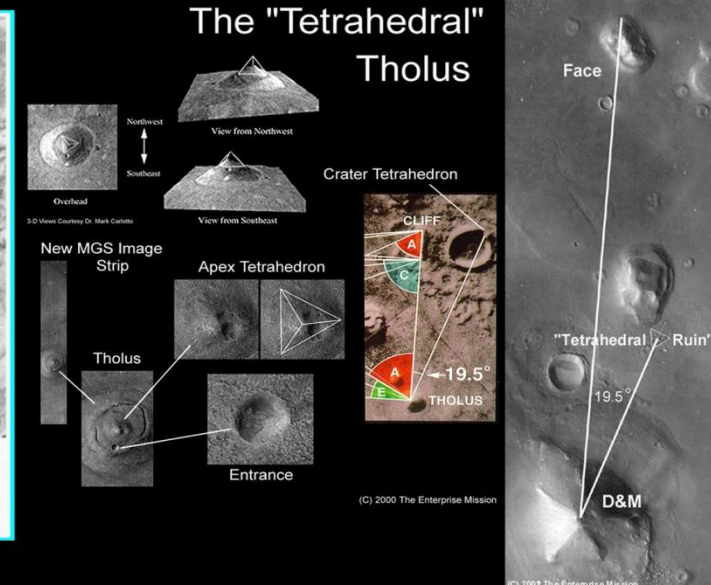



Figure 9. Alignment between the D&M Pyramid and the small pyramid configuration near the City (not to scale).




15. The "D&M Pyramid," Mathematical Rosetta Stone of Cydonia
 Torun's extremely geometrical analysis of the Cydonia surface features reveals not only specific internal angles but also a set of redundant mathematical constants derived from these specific angles. The "message," now overwhelmingly implied by this redundant math, points specifically to the geometric properties of a polar-oriented tetrahedron circumscribed by a rotating sphere. The geometry of a circumscribed tetrahedron is therefore not only underscored by the overall alignment of other structures at Cydonia (see Figures 10 and 13) but begins with the specific latitude, specific size, specific geometric shape, planar orientation, and specific 19.5-degree internal angles, of the "D&M Pyramid" itself. D&M measurements, graphics and math courtesy Erol Torun. Graphic composite courtesy The Mars Mission.



Meaningful Discrepancies, The Lie is Different at EVERY Level

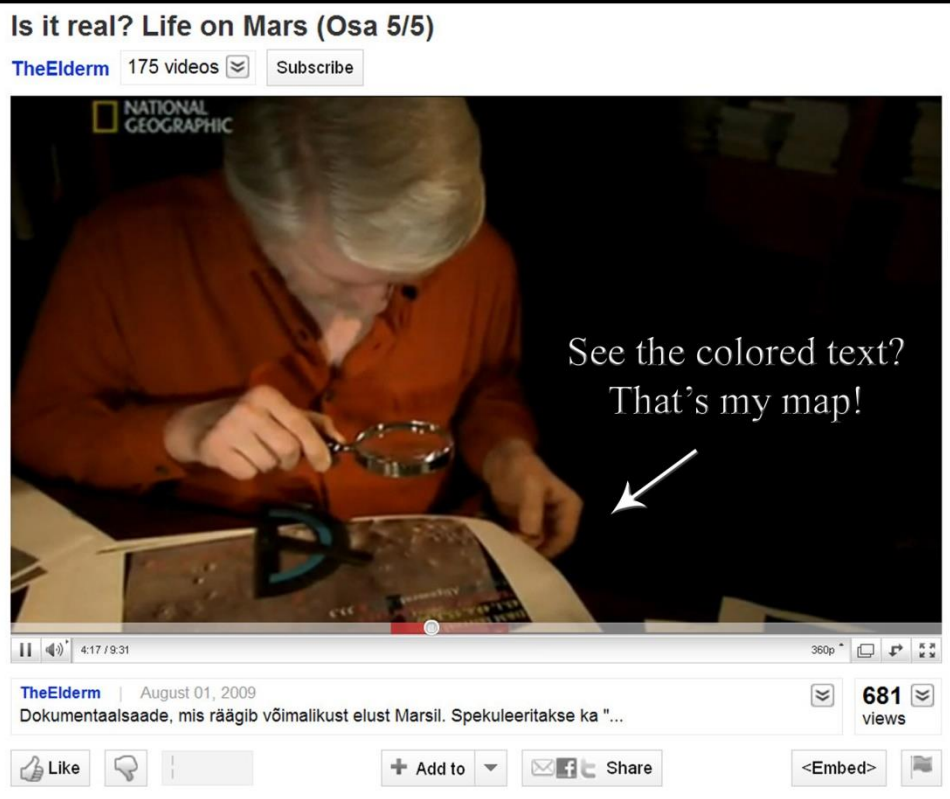
This is my first “Geometry Map” from 2005.

Notice the colored text.



Shown here are two screen grabs from a National Geographic show called, “Is it real? Life on Mars”. It aired in spring of 2007. These two images prove that not only Richard C. Hoagland, but Dr. James Garvin, the former chief scientist of NASA, are completely cognizant of my work.

While Dr. Garvin tows the usual party line about Cydonia during his interview, the camera cuts to his desk. Upon it sits a green alien staring at a FLIPPED image of The Face. Dr. Garvin has also rotated The Face such that the green alien is looking at the face of Ra.



Given that is my map Hoagland is pretending to work on, one must assume that he is using it for one of two reasons. He is either a total jerk and is teasing me or he was trying to encourage me.



THIS is how The Face would look from orbit. There's simply no getting around the deliberateness of Dr. James Garvin's desk.



Meaningful Discrepancies: What's wrong with this picture?

"Luke, you're going to find that a great many of the truths we cling to rely greatly on our own point of view." –Obi Wan Kenobi

Given everything I've learned about Cydonia, I've come to believe and accept that when the time is right, Hoagland, Garvin, et al will gladly concede that my analysis is correct. If I'm right, they WANT to be caught. Getting caught means they did a good job in leading the way without giving away the prize.

What I'm saying is that all these breadcrumbs and the Nat Geo "encouragement" were ultimately helpful.

The data presented by Dr. Michael Malin of Malin Space Science Systems is definitely not helpful. To the contrary, it was a confusing hindrance.

It's obvious that Malin is also aware of Cydonia's significance. The difference with his "discrepancy" is that he only made matters worse... much, much worse.

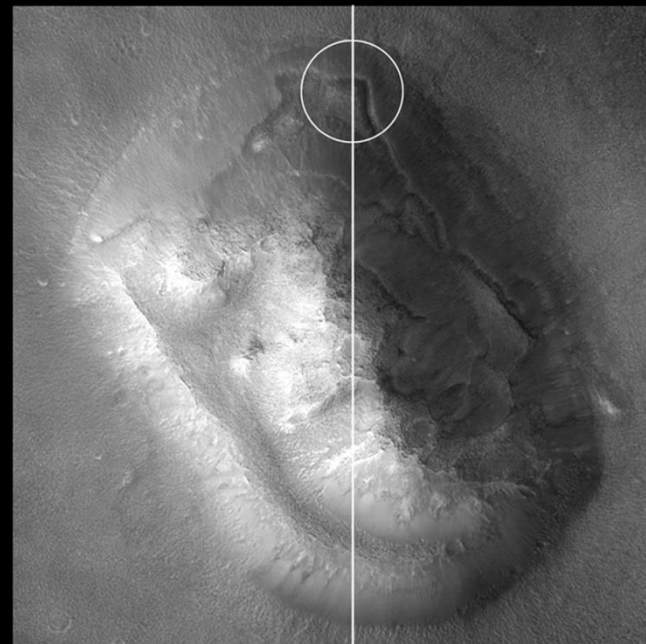
There is no denying that his published data is distorted. The only question that remains is, "What was Dr. Malin's intention?"

Maybe we should ask him...

Meaningful Discrepancies: What's Wrong With This Picture?

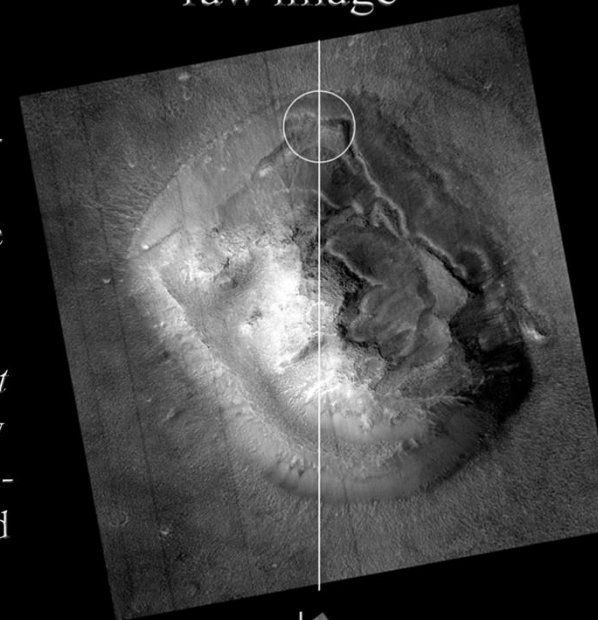
As I am about to demonstrate within the next few pages, true north is a LINE not an angle. True north NEVER changes. Given this fact, there is only one explanation for the following discrepancy: Given north is up in each of these six different data sets, why is Dr. Malin's image the only one upon which a north line does not conform? It matters not if north is applied to Malin's "processed" version Dr. Carlotto's "orthorectified" image. The inescapable conclusion is that Dr. Malin's raw image is distorted and fraudulent. The only question that remains is *WHY???*

ASU's Hi-Rise




All four images on the right were derived using Malin's data. To the left are five different data sets. If we place a vertical line on The Face's circle, the line passes through the lion's ear at the *same spot on every data set*. Simply observe the subtle discrepancy between Malin's and every other data set.


MSSS's Mars Global Surveyor raw image



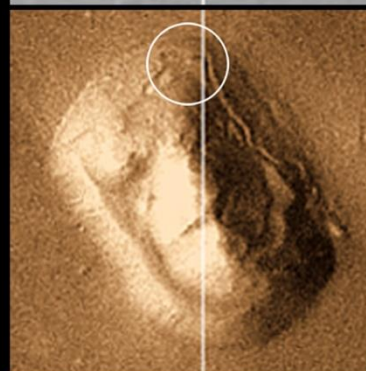
Neukum's grossly distorted "horned" composite utilizing Malin's and ESA data. Why would Neukum add a "horn" when its plain to see there isn't one on any other data set?



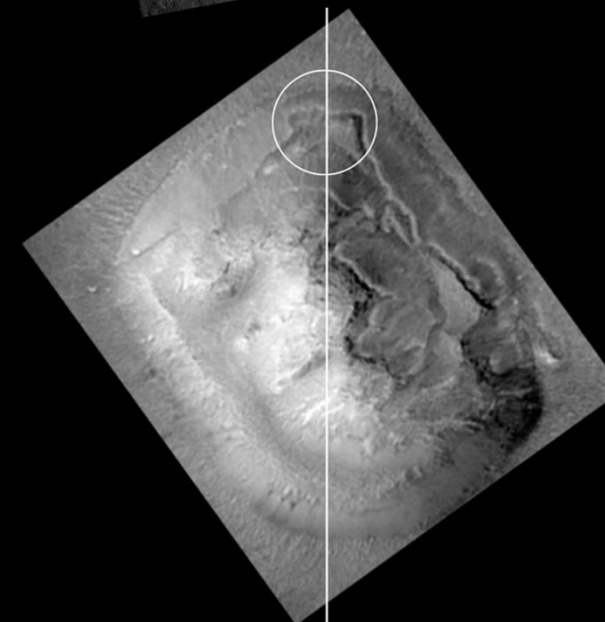
Viking




ESA's Mars Express



THEMIS color & Vis IR



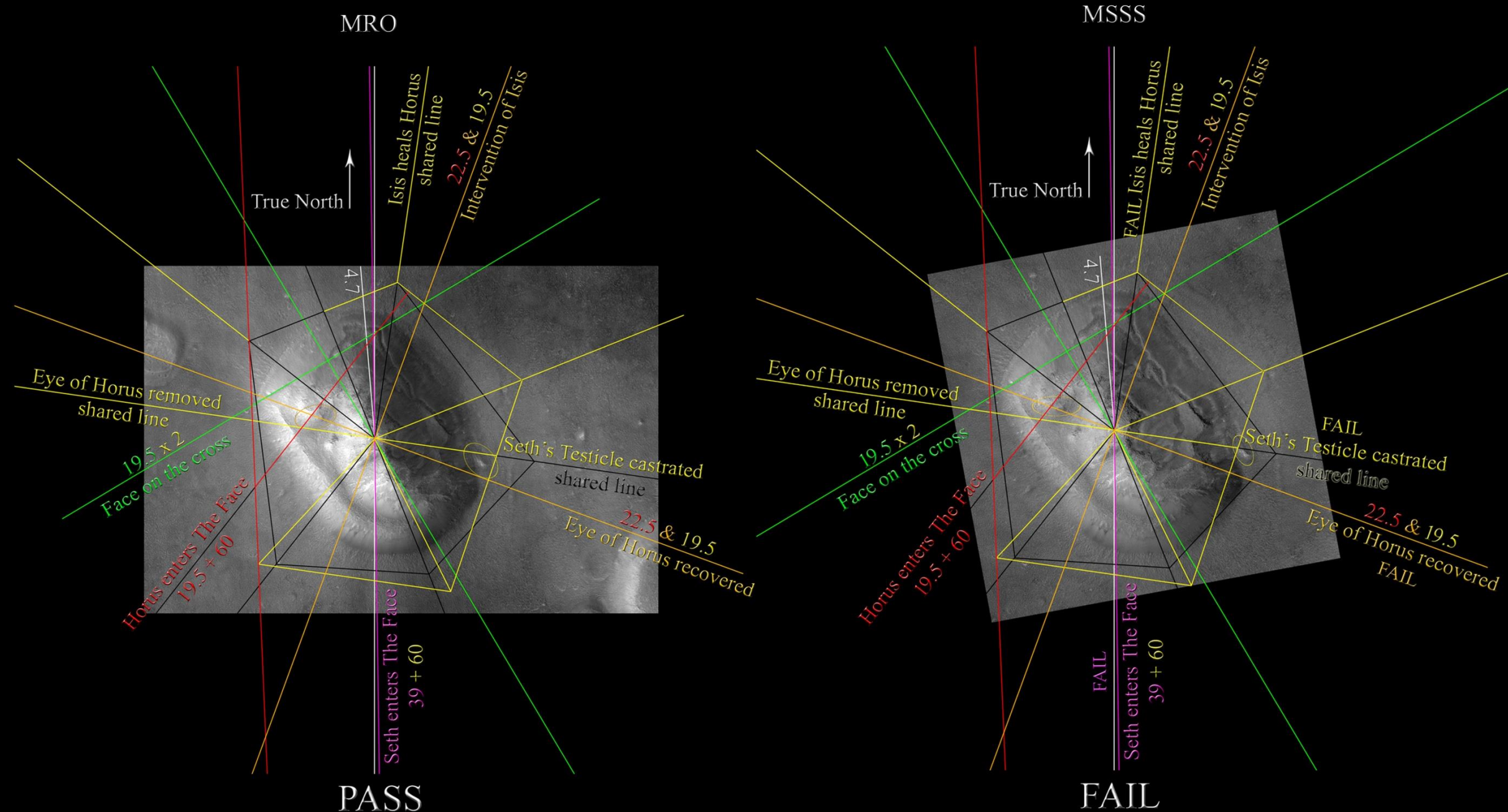
Dr. Carlotto's "orthorectified" MGS image



MSSS's "processed" MGS image

Meaningful Discrepancies: What's Wrong With This Picture?

What you're looking at here is the geometric sequencing model that reveals Armageddon. Exactly what it is and how I discovered it will be detailed in the next couple of chapters. Suffice to say for now, it is my contention that Malin's distorted data was the motivation behind the low quality of Carlotto's work and obvious distortion in Neukum's "Horned" image. The reason they remained silent is wrapped up in the reason Malin tampered with the data in the first place. If the image was distorted, the sequencing model would simply fail. If all I had was the MOC image, I would not be able to argue that Seth's testicle is removed on that critical geometric line. Nor would I be able to argue convincingly that the Eye of Horus is removed and recovered on that specific line because the line does not pass through the exact middle of the Eye.



Symbolic Significance of Finding True North

“Be a light unto yourself” – The Buddha

We call it true north because nothing is truer than what we can each measure for ourselves.

It was a bright sunny day and I was just a boy with my father at the beach. I asked him where north was and he actually made me measure the movement of the shadow cast by a stick in the ground. He proceeded to explain the symbolic significance of finding “truth in the light” by forcing me to make the connection between that act and what little I knew about religion. At that time I knew enough to have heard a few references to truth and light in the Bible. Nevertheless, I made the connection. In that moment, the act of measuring and discovering truth in the light became as literal as it is spiritual. Simply said, there is no symbolism more universal, fundamental, or profoundly empowering.

The symbolic significance of finding true north is about discovering direction, balance, & focus. True north represents these things because once a sphere starts spinning it stabilizes. It becomes oriented. North is north and cannot change. The only way to change north on any given rotating sphere would be to stop the sphere and spin it again on a new line. North is a line, an axis, not an angle.

What does change is North’s relationship to the heavens surrounding it as it moves through time and space. And that’s where the lesson of perspective begins to unfold.

What this really means is each and every one of us has authority. It gives each of us the power to know ‘truth’ for ourselves without having to defer knowledge that might greatly persuade our perception, i.e., perspective... of reality.

A prime example is NASA’s half-truth that The Face is “A trick of light and shadow”. NASA reinforced the symbolism by publishing both Viking images rotated 25.2 degrees off north. That just happens to be the exact value of Mars’ current “Obliquity” or tilt. Of course the only way anyone could possibly know that is to measure the light cast upon The Face.

Couple this symbolism with the simple geometry of a cross (see page 44) and I couldn’t help but make the connection to John 14:6 when Jesus says, "I am the way and the truth and the life. No one comes to the Father except through me.” Is it really such a leap to replace “life” with “light”? I don’t think so given how heavily they are associated with each other, especially in a spiritual context. Furthermore, I believe this entire passage pertains to The Face itself.

John 14:10 “Don't you believe that I am in the Father, and that the Father is in me? The words I say to you I do not speak on my own authority. Rather, it is the Father, living in me, who is doing his work.”

John 14:11 “Believe me when I say that I am in the Father and the Father is in me; or at least believe on the evidence of the works themselves.”

John 14:20, “On that day you will realize that I am in my Father, and you are in me, and I am in you.”

John 14:29, “I have told you now before it happens, so that when it does happen you will believe.”

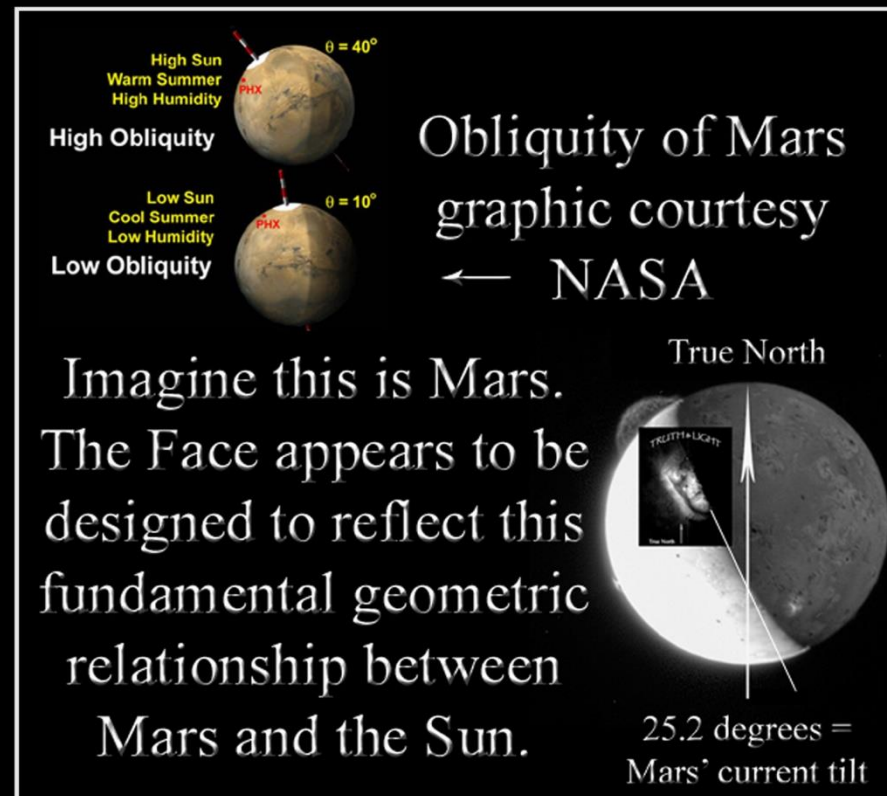
John 14:30, “I will not say much more to you, for the prince of this world is coming. He has no hold over me,”

John 14:31, “but he comes so that the world may learn that I love the Father and do exactly what my Father has commanded me. "Come now; let us leave.”

It is my contention that NASA, Hoagland and others noticed and understood this symbolism a long time ago. The question of exactly where north is was deliberately injected as part of the symbolic setup for the Apocalypse. Whoever tries to verify the geometry introduced by Hoagland, et al, would be forced to literally find truth in the light. Thus the stage was set for “The Chosen One” to lift the veil and bring with him, “Truth and Light”.

Discovering Truth in the Light

“Three things cannot be long hidden: The Sun, the Moon, & the truth.” –The Buddha



Geometric proofs always begin with an assumption. One of my first assumptions was that the geometry I was discovering related in a precise and meaningful way to Mars' true north.

One of the first facts cited when the pyramids of Giza are mentioned is their precise alignment to Earth's true north line. We also hear about the star shaft's precise alignments towards specific stars like Sirius and Orion. When other megalithic sites like Stonehenge are discussed we hear how they track Earth's solstices and equinoxes. It is therefore reasonable to expect the same of Cydonia if it is an artificial construct.

Remember, the geometry was reconstructed without north given. So the question becomes incredibly important. If Cydonia is intelligently designed, then the geometry should relate to true north precisely and in a model specific way.

But how can we prove it?

As it turns out, The Face currently reflects the geometry of Mars' true north relative to our solar system's ecliptic plane (the plane upon which the planets revolve). This geometry, or tilt, is called obliquity. To complicate it even more, the obliquity cycles 30 degrees (half of the redundant 60) back and forth over thousands of Earth years. In fact, Mars cycles 30 degrees per ~86,000 Earth years.

Mars' current obliquity is 25.2 degrees and The Face reflects this geometry through a measureable shadow line.

What I'm still not 100% certain about is why this is true.

Is it because The Face is designed to reflect Mars' obliquity while it cycles between ~38 and ~8 degrees?

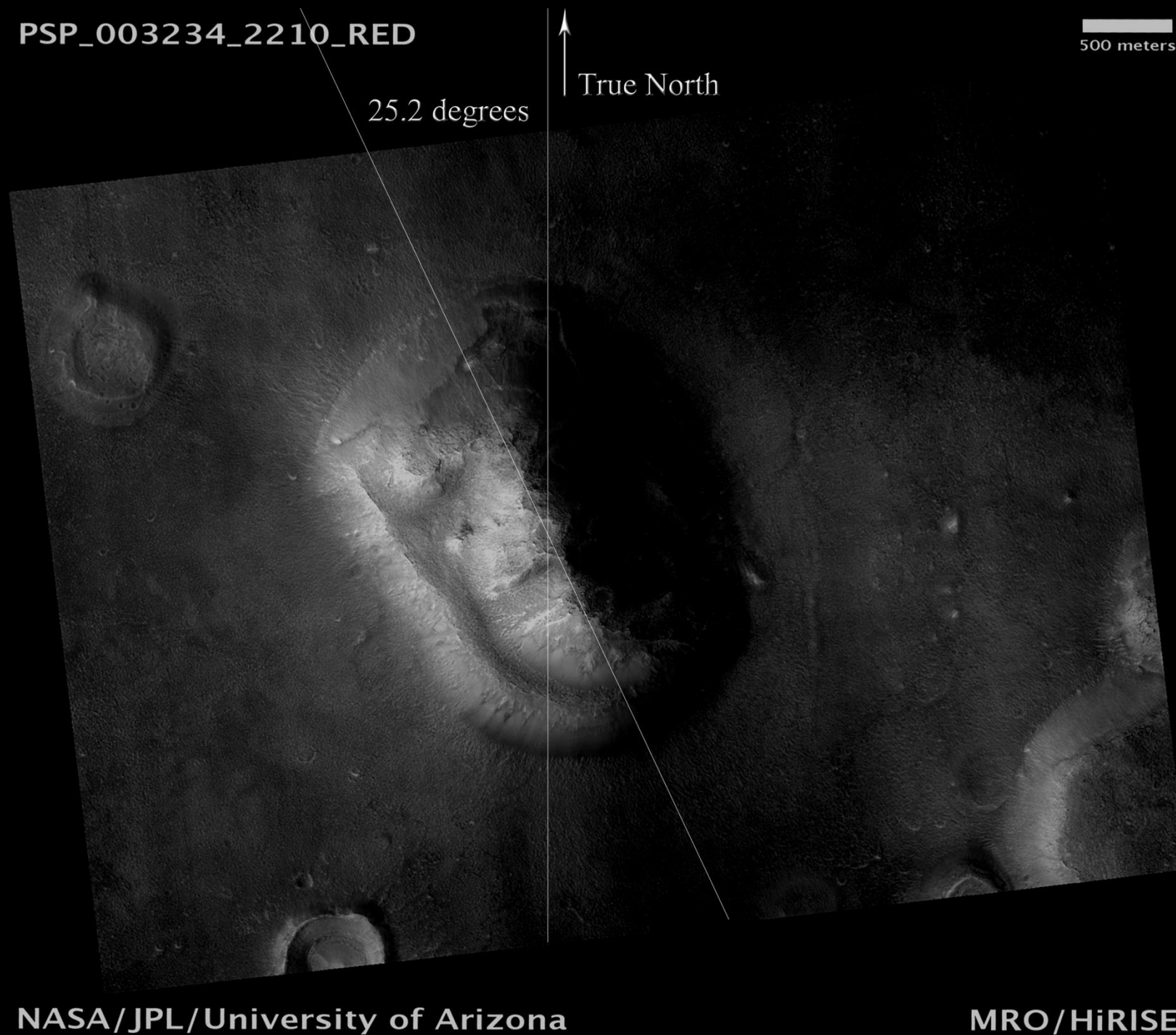
If so, the shadow cast on The Face will always reflect Mars' true north. Through this "trick of light and shadow" The Face will always reflect "truth".

Or is it because The Face is designed such that the shadow line remains constant regardless of obliquity?

If so, then the symbolism is still significant. It means that all of this was designed to be revealed now. Specifically as Mars reaches 25.2 degrees AND as our solar system passes through 60 degrees relative to the Milky Way. (see Exploded Planet)

As the reader will discover, either way, this is merely the first of many deeply symbolic reflections.

Truth, Light, and The Face on Mars



On Christmas eve, 2007, I was influenced to start collecting and organizing all of my images so that I could begin putting some kind of coherent presentation together about everything I had learned to date. The next morning, Christmas morning, I started writing. I would soon discover the first of many geometric/symbolic reflections. The shadow cast upon The Face reflects Mars' axial tilt. This ingeniously designed reflection provided me a way to prove exactly where true north is. Put into context alongside all the other symbolism I've discovered, I reached the following inescapable conclusion. The Face on Mars doesn't just mean something, it means everything...


It is the Way, the Truth, and the Light.



The Geometry of Cydonia

Intended for measurement from *any* angle, the geometry of Cydonia unfolds through an ingenious system of sites & markers. This system is designed to lead any careful observer through a major lesson on *perspective* that challenges both the scientific & spiritual mind. Central to this lesson is True North & its discovery through The Face, Mars, & their relationship to the Sun. In other words, Cydonia is a living geometric *proof* that *reflects* the fundamental symbolism surrounding “Truth & Light”. Summarized here are just a few of the *precise* alignments that irrefutably exist between the monuments of Cydonia. These alignments lead to several major revelations that have profound implications for the human race. Simply said, Cydonia represents the *Apocalypse*. This is a Greek word that means “lifting of the veil”, or in a modern context... *disclosure*.

19.5, 4.7, 2.35, 33.3, 60.0



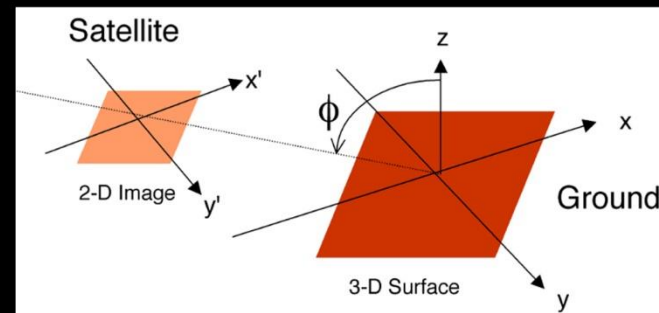
The Geometry of Cydonia (GOC)

“Geometry existed before the creation” –Plato

Pt 1: A Basic Understanding of Parallax

This really isn't that hard, folks. Think of it like this: Even though railroad tracks are parallel, they appear to converge in the distance because of something called “parallax”.

That same measureable distortion is present on satellite imagery. The difference is we're dealing with a relatively small surface area compared to the height of the camera. The trigonometry involves triangles that are really, really tall and really, really skinny. On average, the satellites are orbiting ~400km above the planet's surface. The distances between the monuments of Cydonia are on the order of 10km to 20km while their respective heights don't exceed 1km.



Carlotto diagrams and explains the problem best: “If the camera on board the satellite is looking straight down ($\phi = 0$) the image is an orthographic projection of the scene ($x' = x$, $y' = y$). As the camera looks off to the side to image objects on either side of the orbital track, the zenith angle increases and the projection of the scene in the image plane is foreshortened (compressed) in the x direction by the factor $\cos \phi$. For example, if $\phi = 45$ degrees, the x dimension of the scene is compressed about 70% in the image. If the scene contains objects that are not flat, points at different heights must also be shifted by an amount that depends on their height.”

As complicated as this all is, in general terms it's really quite simple. ϕ is also called the ‘emission angle’. This is the critical value. The greater the emission angle, the greater will be the distortion.

As you will see on the next two graphics, this is true.

The emission angle for the images used to create the THEMIS mosaic is a mere ~1.5 degrees. Compare that to Viking image 35a72 which was taken with an emission angle of 10.24 degrees. On that image, I measured a total distortion of 1.6 degrees over the assumed ideal 60 degree Face/D&M/City Square relationship. As one would expect given the trigonometry involved with satellite imagery, an emission angle of 1.5 degrees should produce miniscule distortion. The distortion should be so miniscule that it would be inconsequential given the resolution of the images.

While I still don't have (quality) orthographically rectified data, I do have multiple data sets from a variety of perspectives. I also know where true north is. Since true north never changes, I can begin to quantify the distortion on all the data sets.


On the “Geometry of Cydonia” graphic, the reason I say “intended for measurement from any angle” is because there is plenty to be learned by testing Hoagland's and Torun's geometric relationship model on all the data sets. What I can prove is that as the data moves closer to vertical, the geometry fits better and better.

Suffice it to say, the geometry is real, it works, and it corroborates within expected tolerances on multiple data sets... except one, Dr. Malin's which I've already discussed.


The Geometry of Cydonia: Understanding Parallax

Given true north and knowledge that the “Eye of Osiris” marks it, one can begin to quantify and understand the distortion inherent in satellite imagery. Even though the emission angle for the two color images is not available, the geometry still fits within expected tolerances. It is important to **note** that a true north line placed on the “**Eye of Osiris**” passes through the right side of the giant crater on every available data set. Remember, north is a line, not an angle. It never changes. What DOES change is the apparent geometry measured off true north on the various data sets. The TRUEST measurements are those that are taken from the BEST possible perspective, i.e., directly overhead.

NASA/JPL's Viking
35a72
Camera emission
angle: 10.24





White = True North



NASA/JPL's
Viking 70a13
Camera emission
angle: 12.72


ESA's Mars
Express:
Camera emis-
sion angle: na



ASU's Color
THEMIS:
Camera emis-
sion angle: na

ASU's THEMIS data Mosaic by Gary Leggier

This is a mosaic comprised of several strips of images. The average camera emission angle for the images is a mere ~1.5 degrees. That means the camera is looking virtually straight down from ~400km above the Martian surface. That is why the geometry works so well. While the D&M is perfectly anchored by the **left arm** and **Eye of Osiris**, the axis of symmetry passes straight through the **Teardrop** on The Face. 60.0 degrees passes straight through the **City Square** and **Tholus** respectively.



GOC, Pt 2: Parallax as it Applies to Tracking the Stars and Solstices

“And there was given me a reed like unto a rod: and the angel stood, saying, Rise, and measure the temple of God, and the altar, and them that worship therein.” –Rev 11:1

As parallax applies to the stars and solstices, the principle is the same. Only the trigonometry has changed because we’re standing on the surface of Mars looking out at the horizon from a single point of view... the Temple Mound.

Instead of triangles that are 400km tall, we are now dealing with triangles that are light years tall. The various distances to certain stars cause them to shift on the horizon at different rates. The rates are so varied that over time it can appear as if the stars have swapped places on the horizon. In fact this does happen and is acknowledged by one of the monuments of Cydonia called, the Key.

The stars shift according to Mars’ 86,000 year obliquity cycle. They shift even more as our solar system cycles through its own obliquity cycle relative to the Milky Way’s equator. The shifting of the summer and winter solstice is rather easy. The Sun will consistently rise through The Face and D&M Pyramid so long as Mars’s obliquity is within the 19.47 – 25.2 degree range. It doesn’t matter how much our solar system tilts relative to the galactic equator. So long as Mars is orbiting the Sun on the ecliptic plane, the summer and winter solstices will continue to rise at these points as Mars passes through this “tetrahedral window”.

Several reflections emerge through this geometry, but one is especially critical. Whoever created Cydonia left a calling card telling us where they are from. With this reflection, they also provided an opportunity to prove the reflections are truly designed.

If the reflection is really of a “Dog Star and Hunter”, then Sirius and Orion should be utilized in a meaningful way.


There is absolutely no doubt about it... they are. That PROVES the reflections are real.

One other star that had my curiosity was Regulus, the Heart of Leo. I’ve read in multiple sources how that star is significant for its relationship to the Great Sphinx in Egypt.


Because of that, I thought it would be apropos if Regulus rose through The Face... along with the summer solstice Sun and the Earth. That “trinity rising” would be the symbolic pièce de résistance.

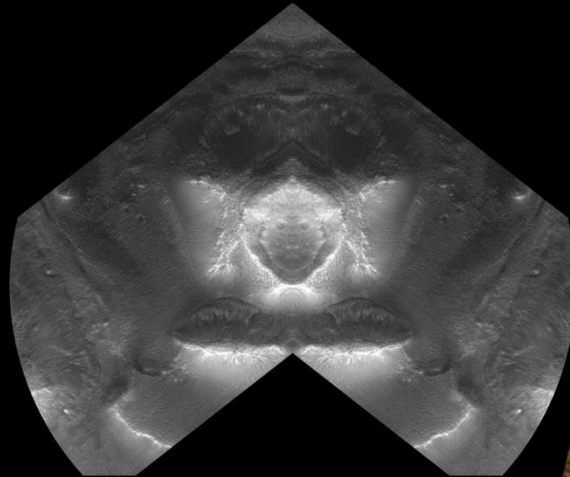
It turns out that scenario did happen... ~86 million years ago.

Tracking the Solstices = Proof = GAME OVER



This is “the deal”. There’s nothing “*arbitrary*” about it. Cydonia is *undeniably* solstitial. The #1 thing that needs to be understood here is that the geometry of the “Temple Mound” is measured *independent* of the D&M Pyramid. This discovery not only validates the assumption of sites and markers through its precise relationship to the D&M & true north, it *signals* a logical place upon which to stand & observe the alignments of the heavens shift over time & through the monuments of Cydonia. According to Redshift 7 (star map software), from this *exact* perspective, The Face & the mighty D&M precisely track the summer & winter solstices as Mars’ tilt passes through key “tetrahedral” angles. This mega-reinforcement constitutes absolute proof that Cydonia is intelligently designed. Even more astounding is that it appears as though it was designed to be revealed *now*. We are currently in the final window of a ~17,000 year cycle that is “coincidentally” synchronized with the Mayan calendar. Notably & predictably, the Vatican elected a new Pope on March 13, 2013. The burning question is what happens when the clock runs out on February 15, 2014?





On high resolution data, a heart adorns the front of the ship and a cat like face stares out from the center.

The Space Shuttle and a mysterious pre-Columbian artifact. Two examples of “winged ships” for comparison.

The *proof* is in the geometry.




“We Are From Orion & The Dog Star”



This single reflection reveals three mind blowing images. A ship, Orion The Hunter, and The Dog Star which is synonymous for Sirius. It was because of this reflection I knew which stars to measure against the back drop of Cydonia. From my perspective, it became another impetus leading to another geometric proof. IF Orion & Sirius relate to the monuments in a meaningful way, THEN this & all the other reflections are *designed*.

From the bottom, the reflection of a bright **star** hovers over the **face of a dog**. Above that, the shadowy figure of Orion The Hunter holds **two shields** in either arm. His **face** is decorated with the belt stars shown below. Above him is the unmistakable reflection of a **winged ship**.

These three bright mounds which decorate Orion's face are a reflection of the three belt stars of Orion. This is overwhelming confirmation that the pyramids of Giza are indeed symbolic of the same stars.

“As above, so below”.





Star alignments applied to high resolution data adds to the overwhelming empirical evidence for sites and markers.

Tracking Orion and Sirius

More Proof

The epic love story of Isis and Osiris symbolically unfolds over and over in the Martian sky and through the monuments of Cydonia. From the perspective of the Temple Mound, as Mars rotates and tilts, the geometry of the stars changes. The geometry changes so much over time that Orion and Sirius actually converge and trade places on the horizon. This convergence occurs through a site on the Key. This is yet another major validation for the sites and markers. As you will soon see, this particular alignment becomes instrumental in determining the current location of our Sun's dark star companion. Simply inserting the hypothetical dark star into this scenario creates a "trinity rising" and offers the first logical clue as to the location of Nemesis at a specific moment in time.

Eventually, Sirius and Orion align such that The Face is *perfectly* "captured". Then, as Mars' tilt maxes out, Sirius kisses the Fort while Orion rises *precisely* through the Eye of Ra. As if this were not enough, each significant alignment occurs in years that reinforce the geometry. The alignments, dates, geometry, and symbolism all reinforce each other. The redundancy embedded into the design of Cydonia is inescapable and *staggering*.

Of course, the reflections reinforce it all. They are presented in the first "Stories in the Reflections" graphic.

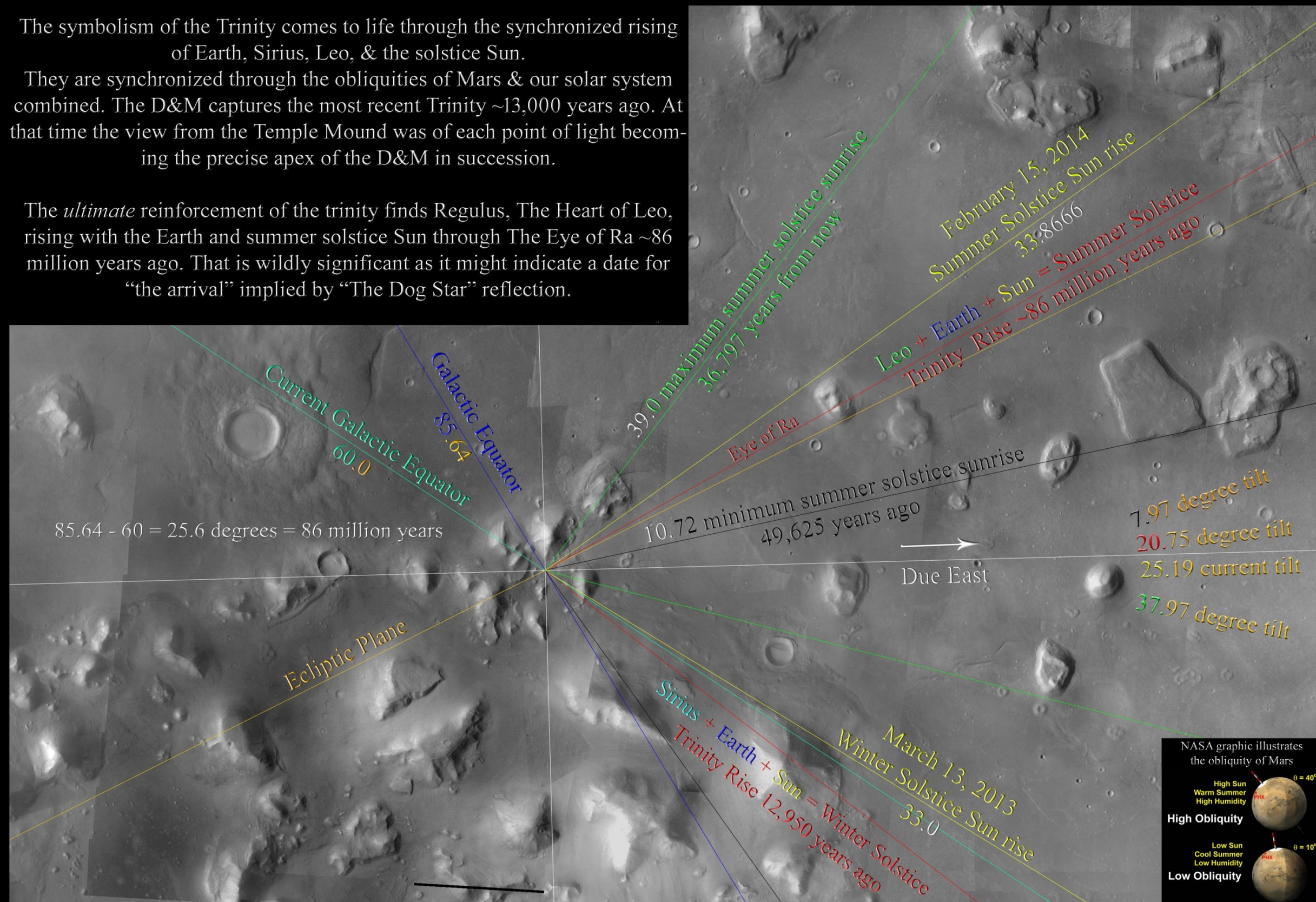
The Obliquities of Mars and Our Solar System Combined

The Ultimate Symbolic Reinforcement

The symbolism of the Trinity comes to life through the synchronized rising of Earth, Sirius, Leo, & the solstice Sun.

They are synchronized through the obliquities of Mars & our solar system combined. The D&M captures the most recent Trinity ~13,000 years ago. At that time the view from the Temple Mound was of each point of light becoming the precise apex of the D&M in succession.

The *ultimate* reinforcement of the trinity finds Regulus, The Heart of Leo, rising with the Earth and summer solstice Sun through The Eye of Ra ~86 million years ago. That is wildly significant as it might indicate a date for “the arrival” implied by “The Dog Star” reflection.



GOC, Pt 3: How old is Cydonia?

“But I could be wrong” –Carl Sagan

The big question everyone wants to know is, “How old is Cydonia?” Everyone always assumes it is super ancient and in serious ruin. The reason I bring this up is because I can’t say with any certainty that there’s anything wrong with Cydonia. It has been my contention from the beginning that even the ground has been deliberately contoured and sculpted. That observation makes it very difficult for me to accept that what I currently see and measure could have survived a catastrophe like Planet V exploding in Mars’ face. Never mind the 65 million years of dust and wind erosion that followed.

What I can say with certainty is that Cydonia’s geometry points to now.

- There is the current 60 degree galactic alignment that latches onto the D&M.
- There is the shadow on The Face that aligns with Mars’ current tilt.
- There is the timing of all these discoveries coming to light during the final winter and summer solstices that will rise in sync with The Face and D&M for a very long time.
- An explicit prediction of Nemesis’ current position in the celestial sphere. (see chapter 26)

Because of these things AND what I see reflecting out of the ground at Cydonia, I continue to argue that Cydonia is NOT in ruin. I think it is designed to LOOK like it is in ruin at a glance. If so, it’s another brilliant lesson in perspective.

Having said that, I think we are dealing with multiple interventions that started about 86 million years ago. (see previous graphic) I think these interventions occur at points in time that coincide with the solstices passing through The Face and D&M. The corresponding dates do appear to coincide with important periods in human evolution. If this is true, then that opens up several opportunities for potential dates of construction. But I think Cydonia was built 17,000 years ago.

Here’s why.

- I can accept that Cydonia could withstand 17,000 years of Martian erosion and still serve its purpose.
- The key solstice dates just happen to coincide with dates that “fringe” archeologists have been talking about for decades now.
- 17,000 years ago is when the Dog Star reflection appears.
- If Cydonia was completed prior to 13,000 years ago, the most recent trinity could have been observed and celebrated.

For all these reasons I think it makes sense to have constructed Cydonia at this time if the intention was for it to be unveiled now.

The good news is that now is when the solstices leave The Face and D&M altogether for quite some time.

It appears as though this last series of interventions is over and it’s time for humanity to fly on its own. Well, not quite ‘over’. The unveiling of Cydonia IS the final intervention.

GOC, Pt 4: Sites and Markers

“There is geometry in the humming of the strings; there is music in the spacing of the spheres.” -Pythagoras

The real keys to Cydonia are the sites, markers, and even arrows that are strategically placed throughout. They create independent geometries that relate in meaningful ways to the D&M. Testing for their reality is pass or fail, true or false. There is no “close enough”. That is why I say without equivocation that on its own merit each example constitutes absolute proof of intelligent design.

Think about that. Why might someone want to embed sites, markers, and arrows into a design? To invite measurement! So why might someone want to invite measurement? Because there is a lesson embedded into the landscape of Cydonia. This lesson leads to several different revelations including a coherent “Geometric Relationship Model”. The major sites are as follows:

1. The sites surrounding the Temple Mound. This was my first major discovery. The question I asked myself was, “If this independent geometry means anything... if these sites and markers are real, this geometry MUST relate to the D&M Pyramid in a precise and meaningful way.” I’ll never forget measuring that 4.7 degree relationship for the first time as well as the dozen or so quick follow ups because I could hardly believe my eyes. This was a huge deal. This discovery was serious validation of a perfectly legitimate scientific inquiry vis-à-vis the sites and markers. They are circled on the main solstice graphic.
2. The “Eye of Osiris” on the front of the D&M is an arrow pointing north. A north line placed on this arrow will pass through the apex of the D&M.
3. The Teardrop on The Face and the City Square are sites. If a perfect 60 degree angle shoots through these sites and you’re still standing on the D&M’s north line, you’re in business. You can begin reconstructing the geometry of Cydonia without worrying about distortion.
4. The Fort has a few sites. They demonstrate a precise interaction with the D&M that leads to three critical reflections. The Dragon plus a long range pentagon, the Sphinx on the Fort, and the long range “King” found in the western part of Cydonia. I would eventually learn that this geometry describes the obliquity of our solar system relative to the galactic equator. The symbolism tells the sad story of our... until now... hidden/forbidden past.
5. The sites on The Face reveal a cross. When it stands alone, there is one easy way to orient The Face. Using the tip of the lion’s ear and a crescent arrow to the west of the helmet one can begin reconstructing the cross. Of course the giant circle in the middle of The Face is exactly that... the middle around which all the reflections revolve. The question I asked early on was if Hoagland’s reflection of a Sphinx was real, the bifurcation must relate to the geometry. They are circled on the cross and trinity graphic.
6. The site on the north side of the Key and south side of Aslan. These two monuments were definitely “key” in being able to predict the orbit of our Sun’s hidden brown dwarf companion that scientists have been murmuring about for years. They are highlighted on the Orion/Sirius and Dark Star graphics.

GOC, Pt 5: The Mounds of Cydonia

Not including the Temple Mound, there are three other major mounds of Cydonia (see Geometric/Symbolic Relationship graphic). Remember, I don't think they are in ruin at all. I think the Temple Mound is a mound because one is supposed to be able to stand on it and view the solstices. The mounds reflect sufficiently distinguishable shapes that help reveal and connect the monuments of Cydonia in a very meaningful way.

The first mound is irregularly shaped and leads to the sphinx on the D&M. The other two mounds are obvious tetrahedrons. When these tetrahedral mounds are measured correctly, they precisely align with sites that have already been established through other independent geometries. The alignments are reinforced through reflections that reflect the stories.

GOC, Pt 6: Connecting the Geometry to the Physics

“Life is a mirror and will reflect back to the thinker what he thinks into it.” –Ernest Holmes

When confronted with the actual data, most skeptics are quick to point out that the actual latitudes do not precisely conform to 19.5 degrees. Remember, this is a very dynamic and inter-connected physics. There is a flow of energy that depends greatly on relationships to current surroundings. The planets themselves “wobble” and the heavens around them are also constantly changing. It shouldn't be surprising that the actual values of upwellings vary slightly. Carefull comparison between the data chart and the solstice windows are pretty much the same. They both span 19-25 degrees. One must also consider that this model predicts rings around planets AND the as of yet unexplained geometry that appears at the poles of spinning systems.

Having said that, let us practice some more perspective and acknowledge that it makes no difference if we zoom into the quantum universe or way out beyond our own galaxy. The most fundamental characteristic of everything we observe in the universe is rotation. Even the waves surrounding and penetrating us are spinning systems in linear form. We are unquestionably... inseparably... infused with spinning systems. The geometry of Cydonia describes how these spinning systems interact.

This geometry is also known as “Sacred” or “Tetrahedral” Geometry. It is the same geometry encoded into Earth's ancient megalithic sites world wide. It is a well known mathematical context. There is also an esoteric physics model associated with this geometry that goes by many names. Among the most popular are “Hyper-Dimensional” and “Torsion” physics. This physics is extremely complicated, but just as Einstein's Theory of Relativity can be expressed as $E=mc^2$, one can reduce and express this mathematical disipline simply as e/π . What this simple little fraction implies is a perfect tetrahedron circumscribed by a rotating sphere.

So why inscribe a tetrahedron?

The tetrahedron is the simplest of the Platonic Solids. If we take this fundamental shape and inscribe it inside a sphere with one of the vertices positioned at true north, the other three verices touch the spehere at precisely 19.47 degrees. This turns out to be wildly significant because on or around 19.5 degrees we observe major “up-wellings” of energy on planetary bodies. This is a colossal clue that there is a link between this phenomena and “sacred geometry”.

This is also where Pandora's Box explodes because what this implies is excess, “zero-point”, or “free energy”.

In part, that is what The Face is; a diagram for the flow and amplification of energy through any spinning system. That excess energy is represented by the emergence of Ra at 19.5 degrees. The other parts of the stories indicate where we should expect to find visual/physical phenomena like the rings of Saturn or its “inexplicable” hexagonal shaped clouds at the north pole.


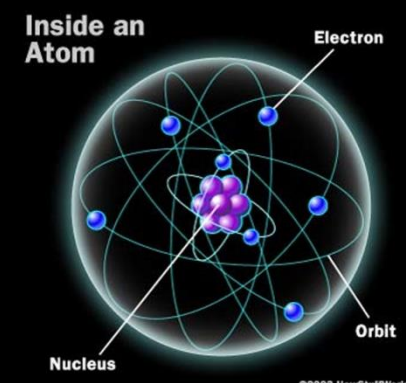

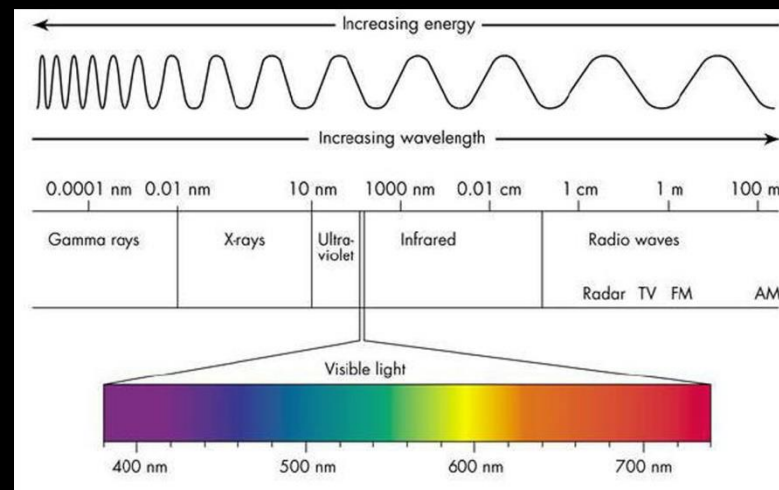
But where is this exess energy coming from?

It is being “gated” in from higher dimensions. Ergo, “Hyper-Dimensional” physics. People are also calling it Torsion Field Physics. Torsion simply means torque or twisting. Experiments show that's exactly what spinning masses do to their surroundings. They twist the space and time around them. This twisting of space and time has serious implications. They go far beyond the scope of this book. Suffice it to say for now, this physics is powerful enough to destory planets or create Heaven on Earth. It is about cycles within cycles within cycles and how our individual and collective consciousness are directly influenced by them. This physics is the foundation for the ancient science of astrology. It is so... complete... it includes conciousness. It is so TRUE it is reflected in all the major religions as they are each perfect reflections of it.

In short, there isn't a single aspect to any of our lives this physics doesn't affect.


Rotation, Rotation, Rotation...

Everything around us from the micro to the macro is spinning. Every wave is a spinning system in linear form. We are *infused* with spinning systems. The only true constant in the universe is spinning motion. That is why the reflections spin. Form follows function. The Face and the rest of Cydonia *reflects* this fundamental truth.






Olympus Mons



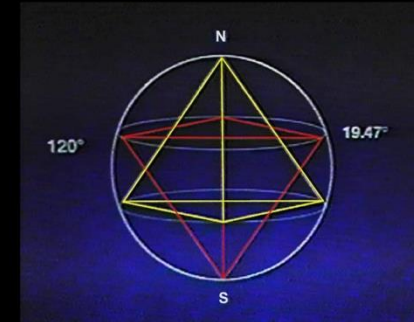
Hawaiian caldera

Jupiter's moon, Io




19.5 Degrees

Energy "up-wellings" at 19.5 degrees and the rest of this extraordinary phenomena *reflect* this fundamental geometry.




Reflections of the D&M Pyramid's geometry appears at the poles of spinning systems. This is an indication of energy "in-welling".

Neptune: Dark spot



Copyright © Walter Myers



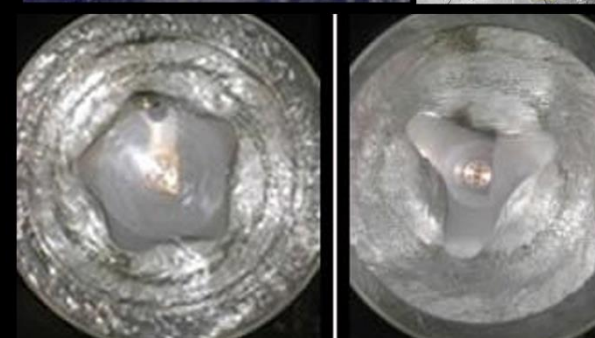
Jupiter: Red spot

Table I
Planetary Latitudes of Emergent Energy Phenomena

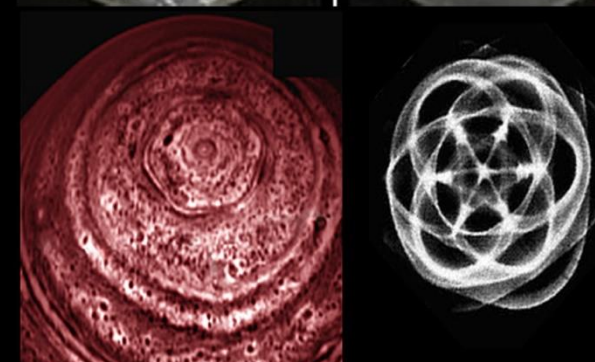
Object	Feature	Latitude	Comment
Earth	Hawaiian Caldera	19.6 N.	Largest shield volcano
Moon	Tsiolkovskii	19.6 S.	Unique Farside "mare-like" lava extrusion
Venus	Alta Regio	19.5 N.	Current volcanic region
	Beta Regio	25.0 S.	Current volcanic region
Mars	Olympus Mons	19.3 N.	Largest shield volcano
Jupiter	Great Red Spot	22.0 S.	Vast atmospheric "vorticular upwelling"
	Loki (2)	19.0 N.	(Voyager 1 & 2 volcanic plumes) Presumably driven by intense Jovian tidal forces and/or Jovian magnetic field
	Maui (6)	19.0 N.	
	Pele (1)	19.0 S.	
	Volund (4)	22.0 N.	
Saturn	North Equatorial Belt	20.0 N.	Region of "storms" observed from Earth
	South Equatorial Belt	20.0 S.	Same as above
Uranus			(Voyager 2 IR Observations)
	Northern IR 1-2 K "dip"	20.0 N.	Presumably, deep "upwellings," creating high-altitude clouds
	Southern IR 1-2 K "dip"	20.0 S.	Same as above
Neptune			(Voyager 2 Imagery)
	"Neptune Great Red Spot"	20.0 S.	Presumably same as Jovian counterpart

(table by Hoagland)

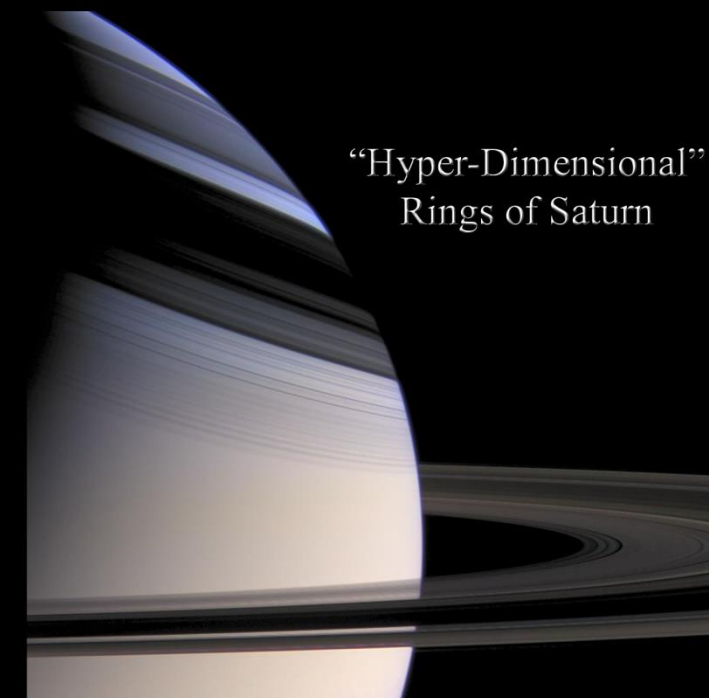
Source: NASA and U.S. Geological Survey



Saturn's North Pole Hexagon



Cymatic Symbol



"Hyper-Dimensional"
Rings of Saturn

Rorschach vs. Reflection: Fusion in Art is Nothing New

“After all, the ultimate goal of all research is not objectivity, but truth.” –Helene Deutsch

Yes it is true. Mirrored images produce faces and symbols.

If that statement is true, one must concede that designing images into any given sculpture is possible. Not only is it possible, the creative potential is literally infinite. Furthermore, if Cydonia represents what I say it represents, then there is an incredible amount of symbolic ‘stock’ in using literal reflections to reinforce the conceptual ones.

The difference between Rorschach and these reflections is design intent

Rorschach is designed to be random. It’s a psychological test designed to help diagnose psychiatric conditions. The object is for the patient to BE subjective.

The reflections at Cydonia are designed to be specific. Specific images like burning hearts, pentagons, sphinxes, lions, dogs, bats, etc... all exist within a precise geometric framework and conform to a mostly Egyptian context. Remember I used the Dog Star reflection to determine which stars I was supposed to measure on the horizon. What could be more objective than that?

Objective: Free of any bias or prejudice caused by personal feelings.

To be “objective” requires a great deal of perspective.

Subjective: Based on somebody's opinions or feelings rather than on facts or evidence.

To be “subjective” requires a singular perspective.

Understanding that being subjective is by far the easier thing to be, the question each of us must ask ourselves is, “Am I being objective enough?” or... “Am I being fair and truthful?” In order to answer that question, I had to satisfy my own curiosity. So, from the moment I found the hidden sphinx I started mirroring everything and anything. I mirrored Cydonia and countless other NASA images from numerous missions. What I found was that the intensity... or luminosity... of the reflections are far more compelling on The Face and throughout Cydonia than anything I could find elsewhere. I did find a few that jumped off the page outside of Cydonia, but the frequency for those “hits” was far less.

The conclusions I eventually came to were objectively rendered and validated over and over as my research progressed.

The Face is unique in that it reflects multiple recognizable images that come alive and flow through a specific symbolic and geometric framework. When one applies the methodology learned through studying The Face to other images, occasional 'hits' do occur because of the inherent nature of mirrored images, but do not produce multiple 'hits' like what is found on The Face.

Therefore, the reflections on The Face and throughout Cydonia are intentional designs.

Rorschach Pt 1

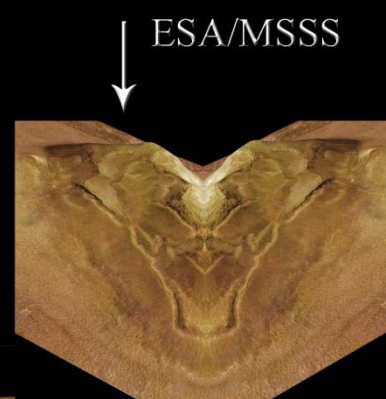
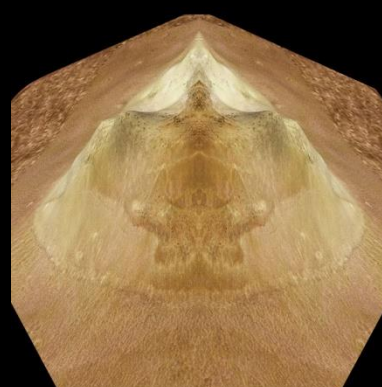
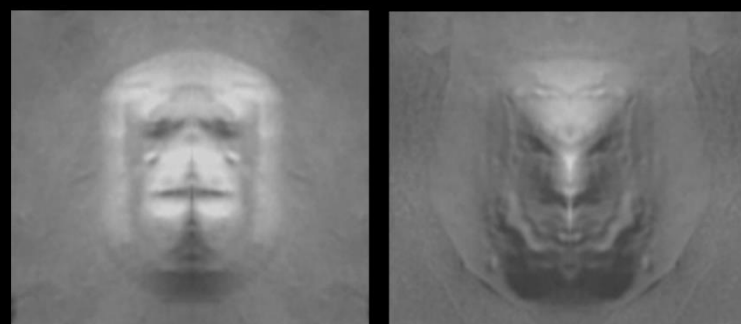
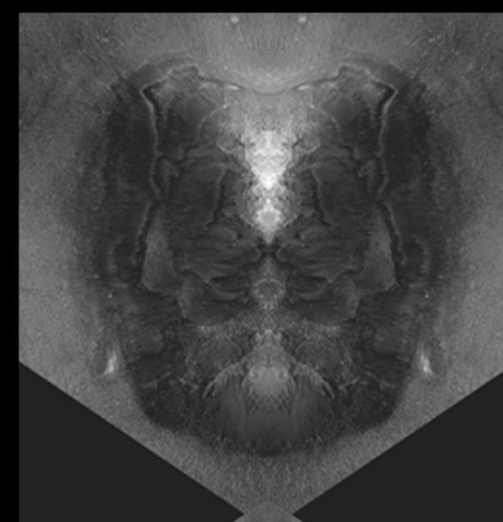
Even from the most oblique angle, the reflections remain recognizable.
Higher resolution only reveals more and more detail.



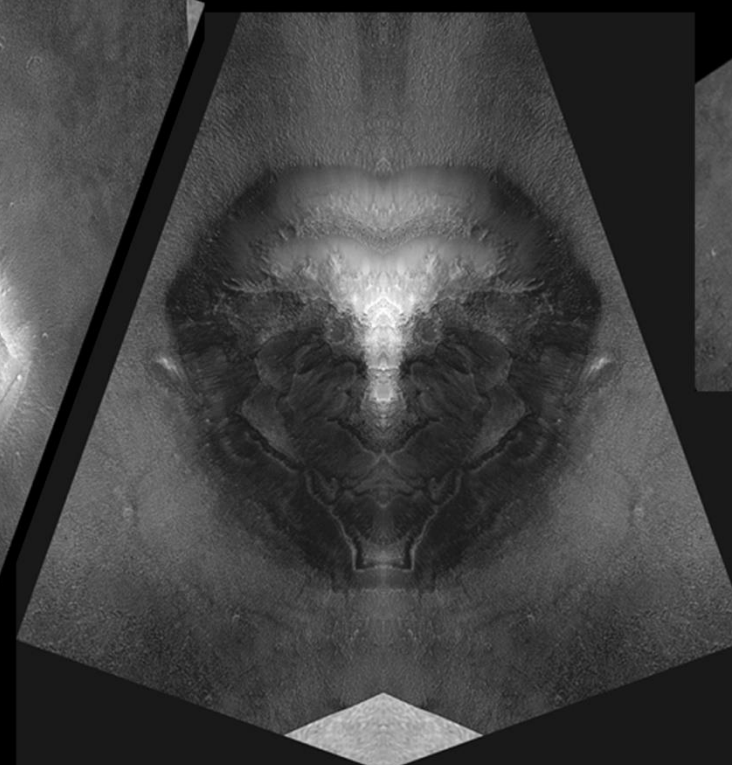
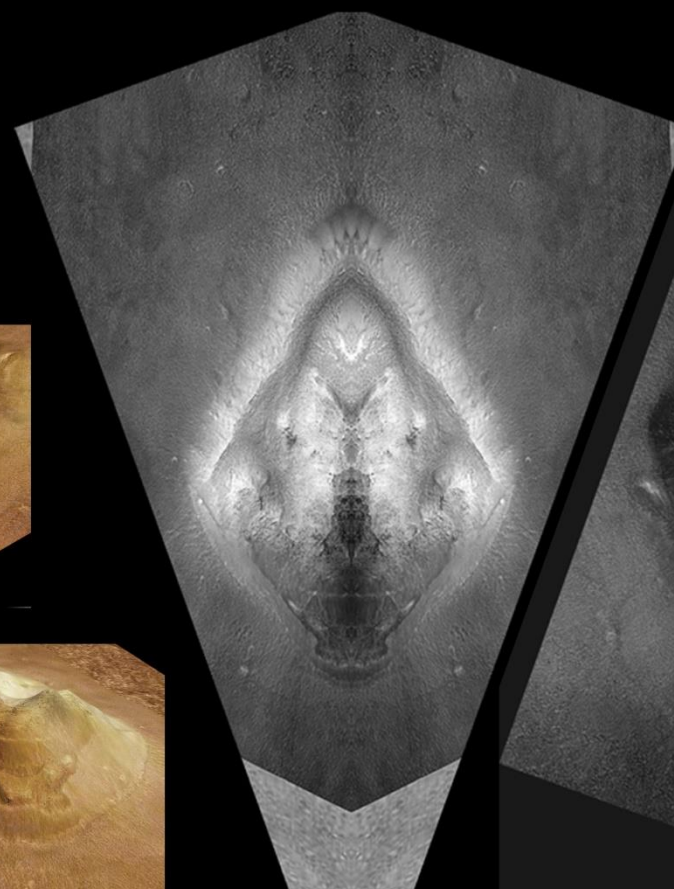

← Viking
← ESA
← THEMIS

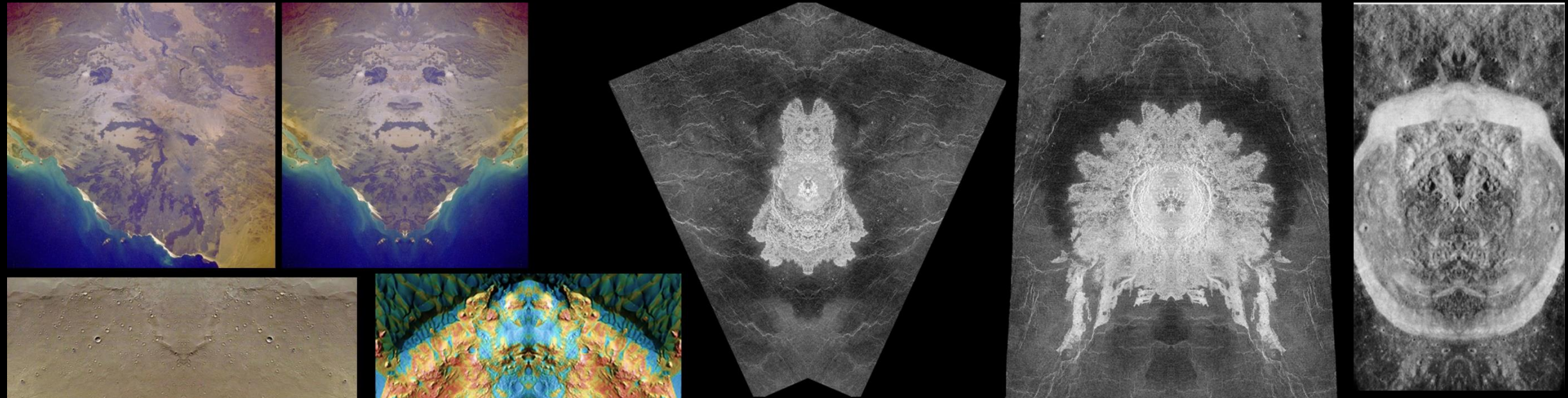


↑
MRO image
Courtesy: Keith
Laney



↓ ESA/MSSS

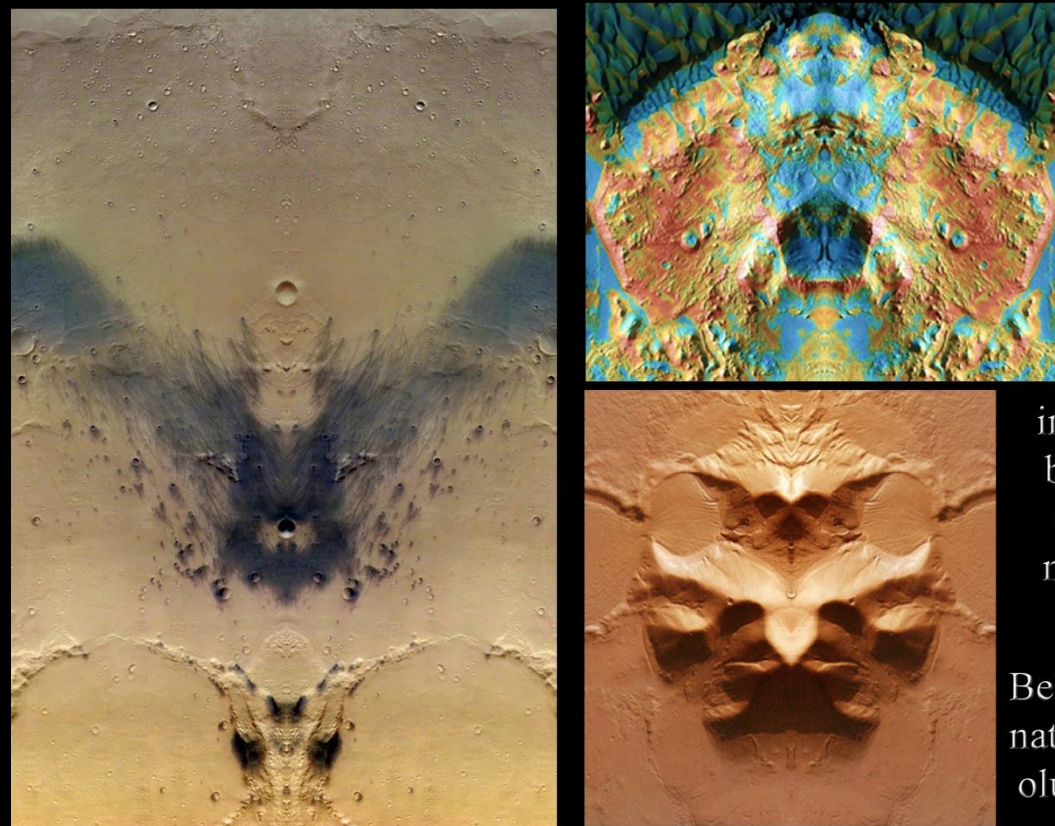




Rorschach Pt 2

Shown here are multiple 'hits' from multiple satellite images from around the solar system. The major difference between these and Cydonia is that they are isolated. There aren't multiple hits per surface feature. Nor are they connected to anything the way the monuments of Cydonia are connected to each other.

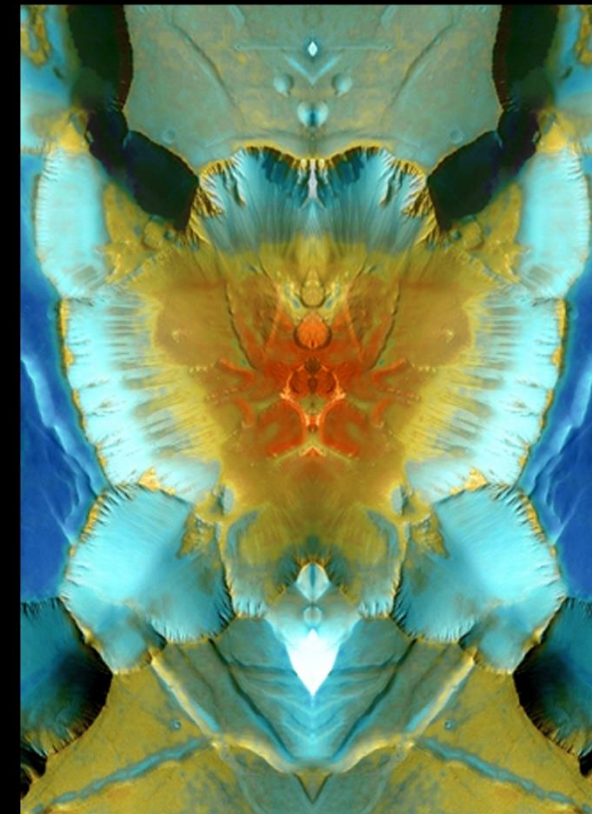
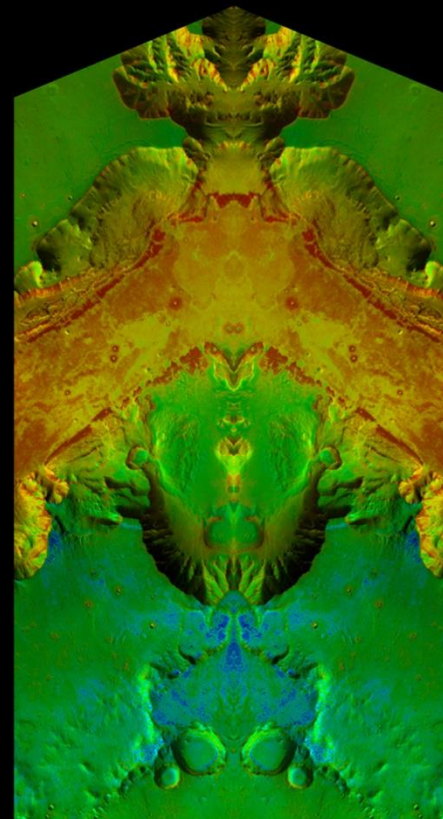
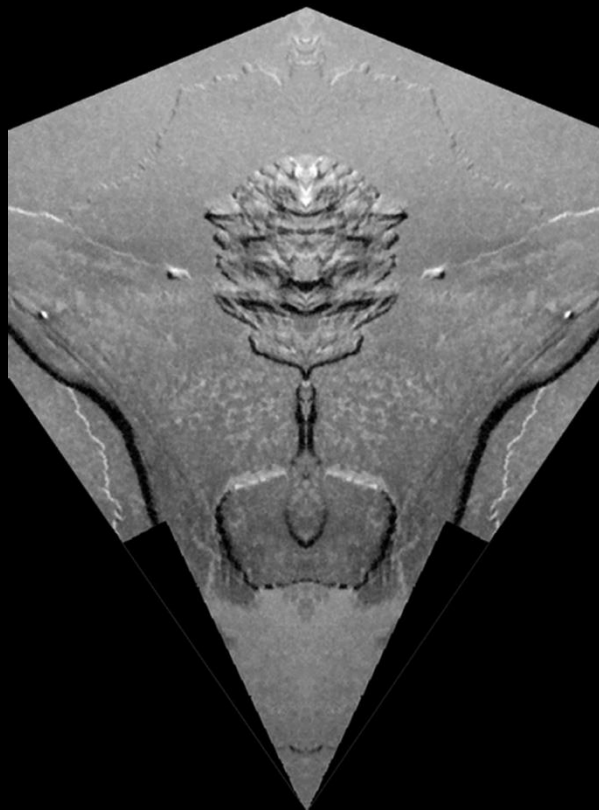
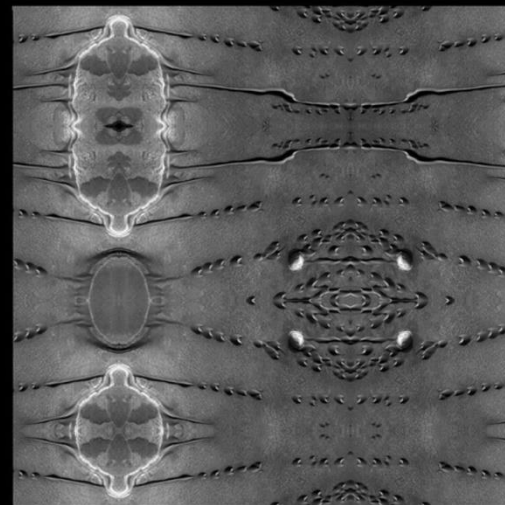
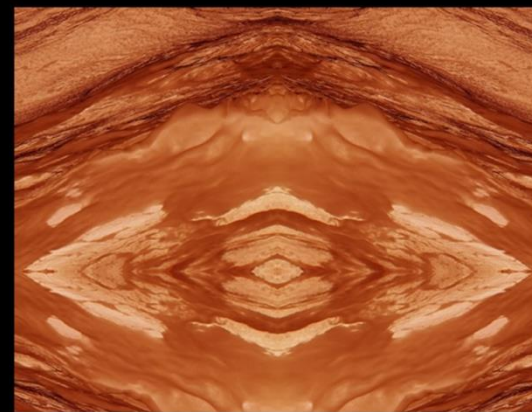

Below is the "Happy Face" crater on Mars. NASA has tried to compare The Face to this natural Martian surface feature. When mirrored, the only "hit" disappears on higher resolution ESA data. When we zoom in on Cydonia, the reflections don't disappear... they get *brighter*.



Rorschach Pt 3

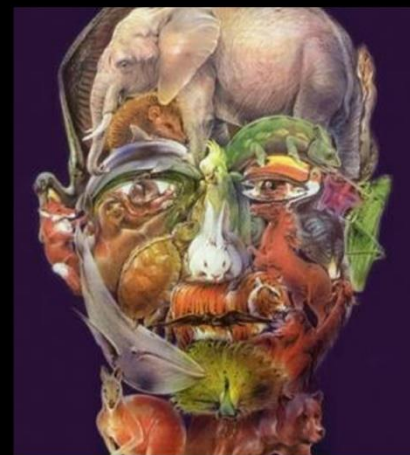
Shown here are multiple examples by others and myself of what Rorschach produces more often than not. I categorized these examples as “misses”. A miss simply means that there isn’t an easily recognizable face or symbol in the reflection. Simply compare them to the “hits” and the reflections of Cydonia and decide for yourself.

Regardless of whether or not you agree, the fact remains that it is possible to create art utilizing Rorschach. Not only is it possible, the creative potential is infinite.



Fusion in art is nothing new

Here are a few examples that demonstrate how to begin looking at this reflective art.



It has been noted by several that Cydonia is a gigantic lion in relief gazing east. The D&M is the nose. Perspective, perspective, perspective...



The Stories

“If you have to ask what it symbolizes, it didn't.” -Roger Ebert

As the reader is about see, The Face is a SPHINX! So why not look at Egyptian symbolism and lore?

There are many stories that vary slightly with the interpretations. Once I familiarized myself with the major ones, the reflections began to make perfect sense. The monuments reflect, connect, and tell these stories.

The stories are a reflection of our consciousness and the inner battles we each face. But they are ALSO a reflection of our cosmos... especially our solar system. So here are the stories in a nutshell.

1. **The story of Osiris, Isis, and Seth:** Osiris, Isis, and Seth are family. They are brothers and sister. Seth is extremely jealous of Osiris as he has the love of their sister Isis and has just been tapped to replace Ra. Seth conspires with his friends to lure Osiris into a death trap. They plan a party and invite Osiris. During the party, they trap Osiris in an elaborately carved coffin. Seth chops up Osiris’ body and spreads the parts all over the land. The devastated Isis goes in search of Osiris’ body parts. She finds them all including his phallus. With that, she impregnates herself and secretly gives birth to Horus.

2. **The battle of Horus and Seth:** When Horus is born, she hides him away. As Horus grows, his desire for vengeance for his father’s death is eventually realized. There is a legendary battle on an island (The Face is also an island). During this battle, both Horus and Seth transform themselves into other creatures like hippopotami. Seth cuts out Horus’ eye. Horus recovers his eye and in exchange castrates Seth. Before he can deliver the death blow, Isis pities her brother and intervenes in the battle. She injures Horus so that Seth is given the opportunity to recover. Isis then heals Horus and the battle rages endlessly on.

3. **The story of Ra, Seth, and Apep:** Every night as Ra passed through the underworld, the sea monster, Apep would try to destroy him. Every night, Seth would take the form of a falcon and faithfully protect his king, Ra.

4. **The story of Isis and Seth:** When Set saw Isis there, he transformed himself into a bull to be able to pursue her, but she made herself unrecognizable by taking the form of a bitch with a knife on her tail. Then she began to run away from him and Set was unable to catch up with her. Then he ejaculated on the ground, and she said, 'It's disgusting to have ejaculated, you bull!' But his sperm grew in the desert and became the plants called bedded-kau." - Jumilhac Papyrus

5. **The Legend of Ra, Isis, and the Snake:** Ra, the chief god and sun god, has a secret name, which is the secret to his power. The goddess Isis (healing, childbirth, "throne") wants "to rule over the earth jointly with [Ra]" (204). She thought she could get this power by learning Ra’s secret name. Ra was getting old, dribbling at the mouth and having "little or no control over his body." Isis took some earth and after adding some of Ra’s drool (which, naturally, dropped from the sky), she worked and kneaded the clay into the shape of a snake. Somehow, with her magic powers, she brought the snake to life and placed it in hiding by the path that Ra (as the sun) traveled every day. Soon, Ra came along with his retinue of gods and servants. The serpent leaped out and bit Ra in the leg. Ra began to feel woozy right away, feeling his "vital power" leaving him. As the serpent’s poison flowed through his veins, Ra screamed in pain. All the gods gathered round him, asking what was the matter. However, Ra was in the grip of the poison, and could not tell them what had happened—his teeth rattled and his limbs shook, "for the poison had flooded all his members, just as the Nile during the Inundation floods all of the land of Egypt" (204). When Ra finally does manage to speak, he says that he has been wounded "by some deadly thing" (205) which he did not see or make, and he asks who would do such a thing to him. He says, "I have never suffered pain such as this before." Then he talks about what a mighty god he is and how many wonderful and powerful names he has. His real, secret name, however, "was hidden inside my body by my begetter so that the words of power of those who would work magic upon me might not obtain dominion over me" (205). He then talks about his pain again and asks the gods to help cure him with spells. All the gods try, but only Isis seems to have a clue as to the nature of this disease. She says immediately that Ra has obviously been poisoned by a serpent, and moreover, that she can cure him with her "efficacious words of power" (206). Ra again complains about shaking and feeling chilled ("colder than water") and feverish ("hotter than fire"). Isis says, "Tell me thy name, O divine father, for the person liveth who repeateth thy name" (206). However, instead of telling his name, Ra boasts of his creation of the earth and mountains and of his power to make the Nile rise (206). He tells Isis some of his other names--"I am Khepera in the morning, Ra at noon-day, and Temu in the evening" (207)-- but he will not surrender his secret name. Isis is not fooled by these well-known names, and she asks again for the secret name. Since he is so ill, Ra finally says, "I will allow myself to be searched through by Isis, and will let my name come out from my body and pass into her body" (207). Ra hides himself from the other gods, and Isis, assisted by her son Horus, performs the name operation in some unspecified manner. She then utters a magic spell ("Discharge thyself, O poison" etc.), curing him with her words of power.” - <http://faculty.gvsu.edu/websterm/Egypt/Ra&Isis.html>

What is The Face?

“You use a glass mirror to see your face; you use works of art to see your soul.” -George Bernard Shaw

The Face is a symbolic representation of our Sun, consciousness, and the real physics that drives it all.

As The Face pertains to the Sun...

The Face captures the summer solstice as Mars passes through key “tetrahedral” angles during its obliquity cycle.

The Face reflects 360 degrees worth of reflections off a circle positioned in its middle. The reflections include 3 sphinxes and 3 trinities. In other words, it is fair to say that it is a highly reflective spinning system just like our Sun.

As The Face pertains to consciousness...

It is not just a sphinx. It is a 4.5 square kilometer effigy to all of our most cherished saviours who are also reflections of our Sun.

Embedding the religious symbolism connects our deepest beliefs... our consciousness... to the system. Nothing is separate. We are a reflection of the cosmos and the cosmos are a reflection of us. We are all one. We are all of the same light.

The stories of our saviours reflect the endless battle of sunrise and sunset as well as the battles we all face within ourselves.

As The Face pertains to the physics...

Superimposing the D&M’s geometry onto The Face unlocks the battle between Horus and seth. This infamous battle is a diagram for how energy flows, amplifies, and “wells up” or “overflows” within spinning systems. Essentially, it is a diagram for free energy.

Sunrise/Sunset

At the most fundamental level this is what lies at the heart of every major religion. Jesus, Horus, et al, all represent the Sun. The story of the battle between Horus and Seth explodes on The Face because that story is a perfect reflection of our Sun... when coupled with the geometry. What I eventually learned is that the battle between Isis and Seth explodes on the Fort because that story is a perfect reflection of a hidden dark star orbiting our Sun. This revelation changes everything. The implications are staggering. All of a sudden, the symbolism of veiled women, queens on the chess board, and virgin mothers take on an entirely new meaning through an elevated perspective. In turn, the destruction of Osiris by Seth is a reflection not only of the super massive black hole spinning away at the center of our Milky Way, but the destruction of a planet that used to occupy what is now the asteroid belt. Mars was the moon of that exploded planet. The best reflections are symbolic on multiple levels.



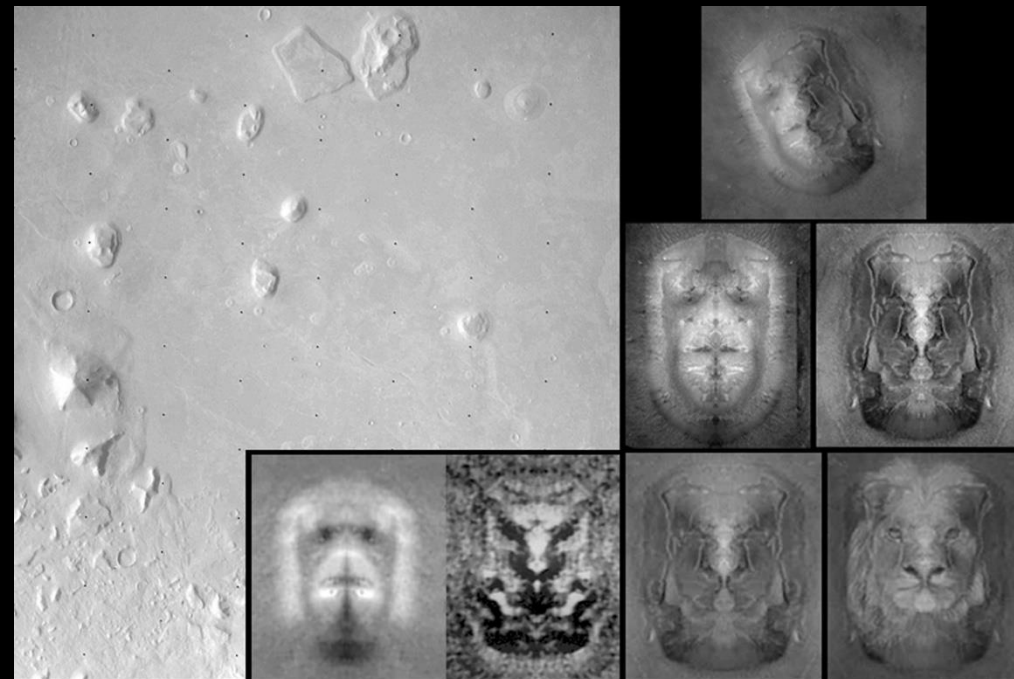
Image courtesy: Laura Seigel Powell

The Mars/Earth Connection

While Russian scientist Vladimir Avinsky was the first to call The Face a sphinx, Richard Hoagland was the first to show us why. Cydonia creatively reinforces this fundamental connection over & over again.

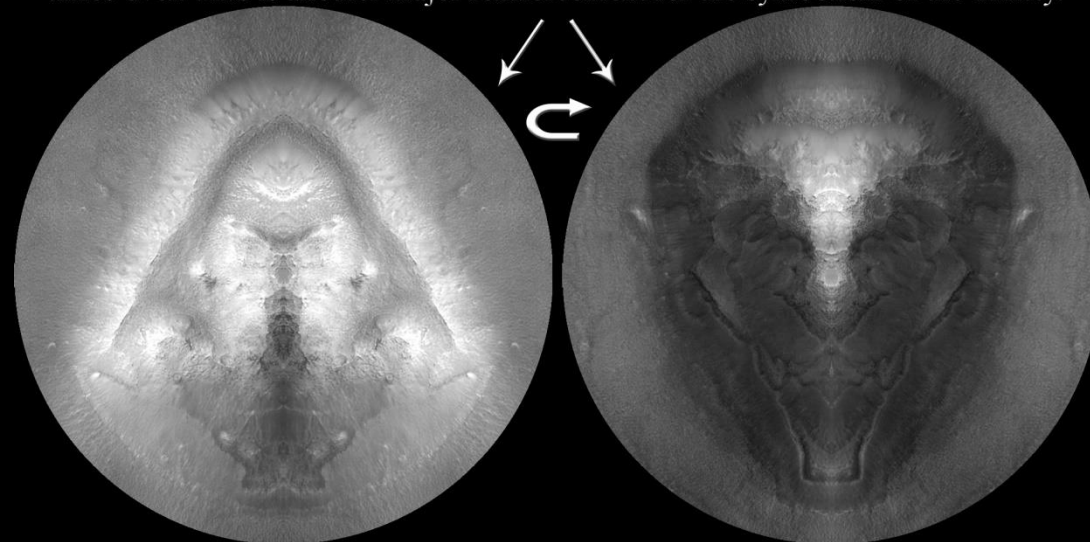
To the far left is Viking image 70a13 and Hoagland's enhanced reflection. To the right of that is the confirmation upon higher resolution 2001 MGS data.

Below are the 5 other sphinxes I've discovered simply by studying and applying the geometry.

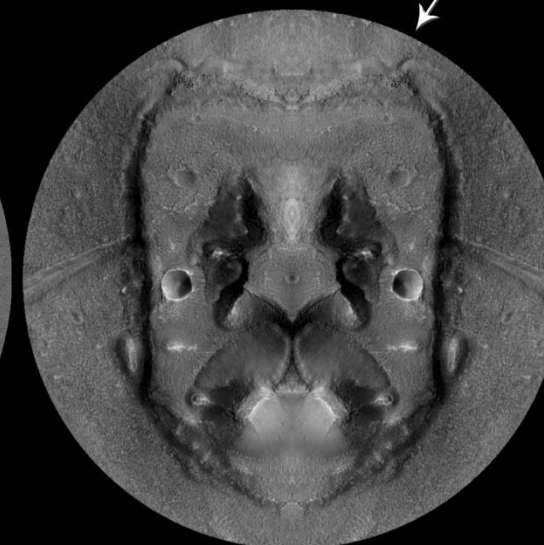


Hoagland's reflections and lion overlay.

These two sphinxes are found on the same north line. They make The Face a sphinx 3 times over. This is another major reinforcement for the symbolism of the Trinity.

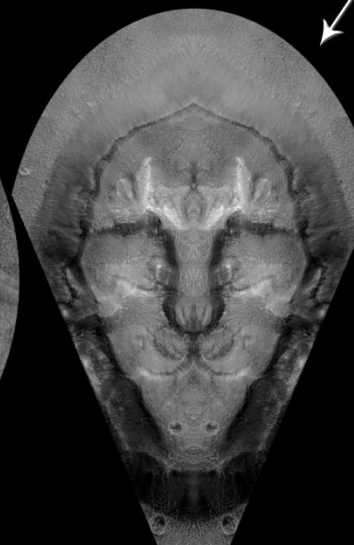


This sad looking sphinx found on the Fort is sad for a reason.



This Sphinx, found on The Key, spins open to reveal an Owl.

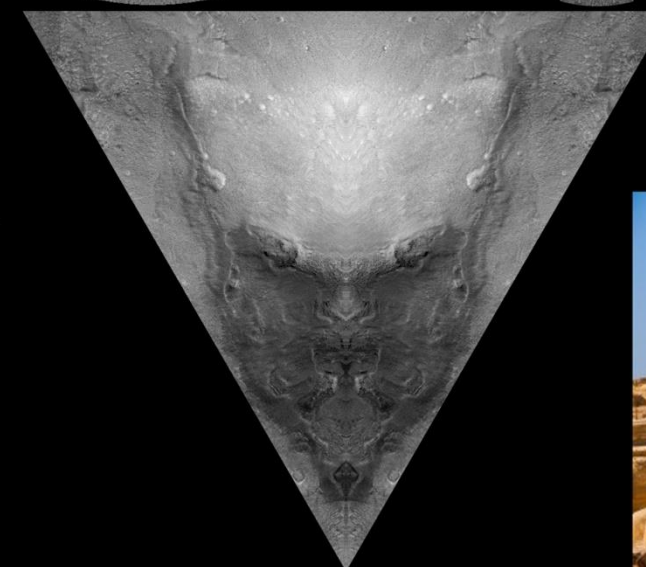
(See The Key Pt 2)



Ironically, the most obvious and provocative of Cydonia's sphinxes was discovered last. This is significant because it reinforces the fact that the reflections are discoverable through the complicated geometric framework that underpins Cydonia's design, i.e., the sites and markers.



This is the sphinx that started it all. It has an ornate crown and human head with distinct lion facial features. It has a human torso and winged arms which happen to merge with the image of a falcon emerging from his neck. This 'Lion King' is sitting comfortably upon his perfectly shaped lion's hind legs.

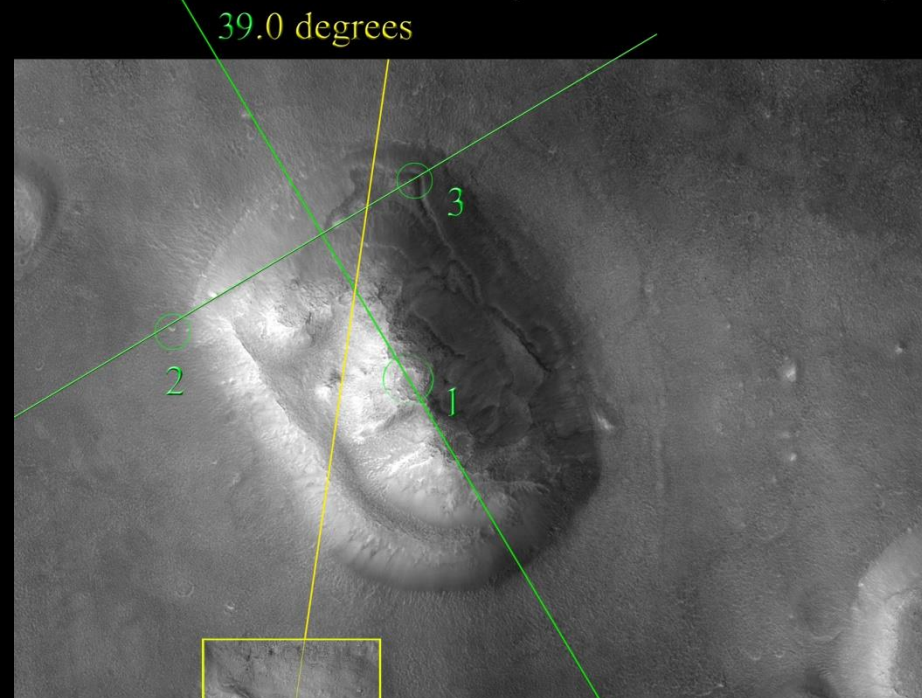


The Great Sphinx



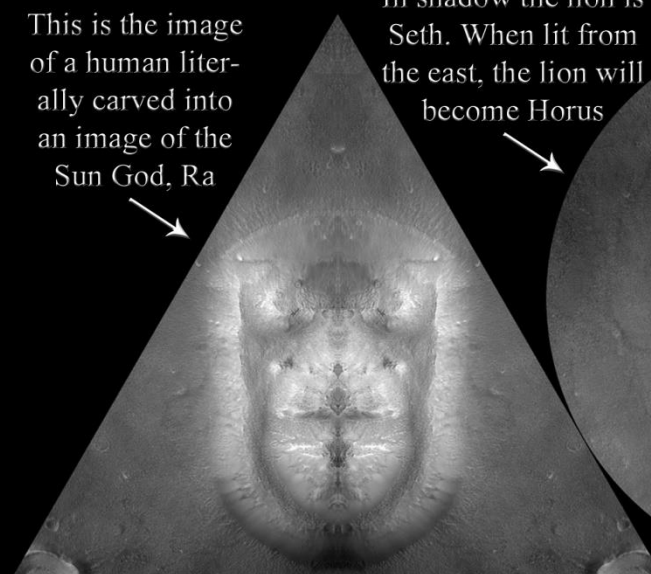
The Cross, Trinity, & Face of Ra

Utilizing 3 obvious sites, the elegant geometry of a cross unfolds & hangs precisely at 19.5 x 2 degrees relative to the D&M. As we all know, the cross represents a *trinity*. Assuming this cross is embedded by *design*, the reflections should somehow reinforce the symbolism. Clearly, they do. The symbolism of the trinity is reinforced upon The Face & throughout Cydonia over & over again.



This precise D&M/Cross relationship connects through *independent* geometries and the redundant use of 19.5 degrees.

This is the image of a human literally carved into an image of the Sun God, Ra



In shadow the lion is Seth. When lit from the east, the lion will become Horus



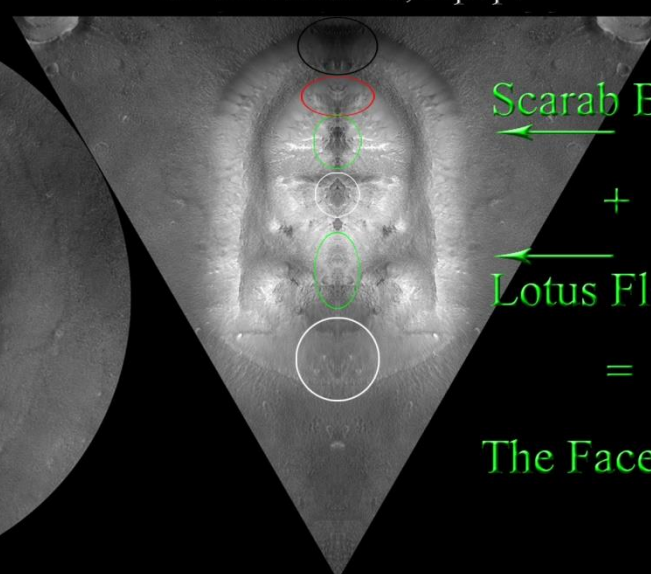
The remarkable connection to Genesis 1:27 cannot be overlooked. Even the style of the wording is *reflective*. "God created mankind in his own image, in the image of God he created them". In my opinion, this meme is part of an *ancient* plan designed to help usher in the age of truth & light. Now consider the very real possibility that the eastern/lion side of The Face may actually be made of mirrors. Then try to visualize what it would mean to the symbolism if we had an image of The Face lit from east. The shadowy lion that is Seth would finally become Horus the Lion. When that illuminated reflection of the lion is viewed in context alongside the rest of Cydonia, the message seems rather obvious. The two "embryos" represent humans & aliens. The symbolism is trying to tell us that we are all of the same *light*.

Stereo typical "grey alien" by Harnois75



"We are all of the same light".

The falcon of Seth carries Ra through the underworld while being chased by the sea monster, Apep.

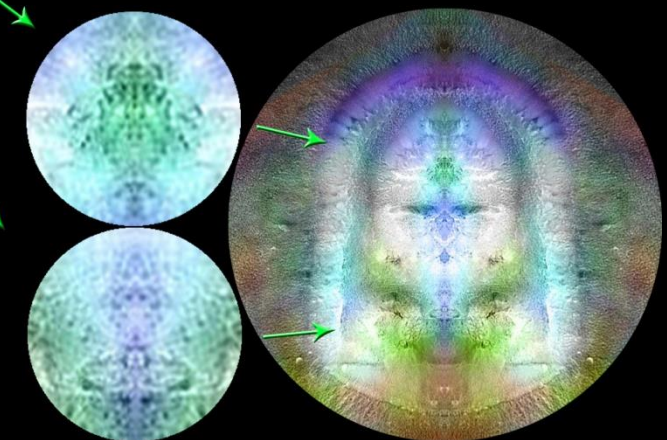


Scarab Beetle

Lotus Flower

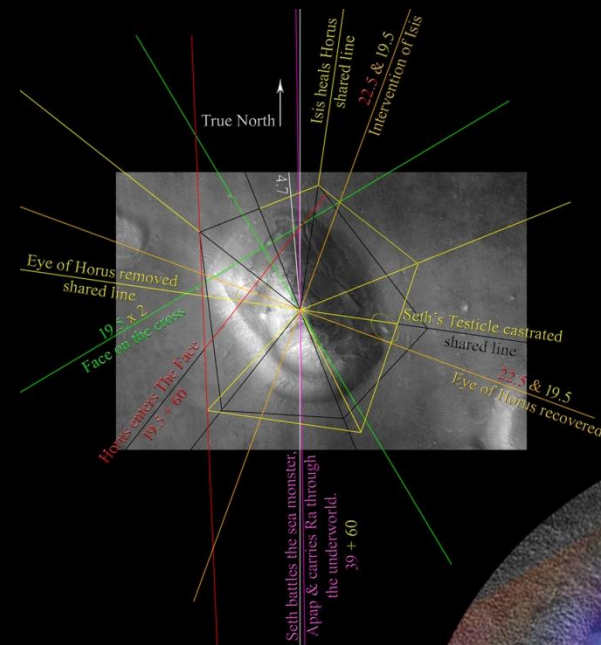
The Face of Ra

Below is a false color IR enhancement that brings out the detail in this astonishing symbolism. The scarab beetle and lotus flower are unmistakable symbols of the Egyptian god Khepri aka Ra as his much younger self. As the story goes, Ra was carried through the underworld protected by Seth in the form of a falcon. Seth was faithfully protecting his king from the sea monster, Apep.

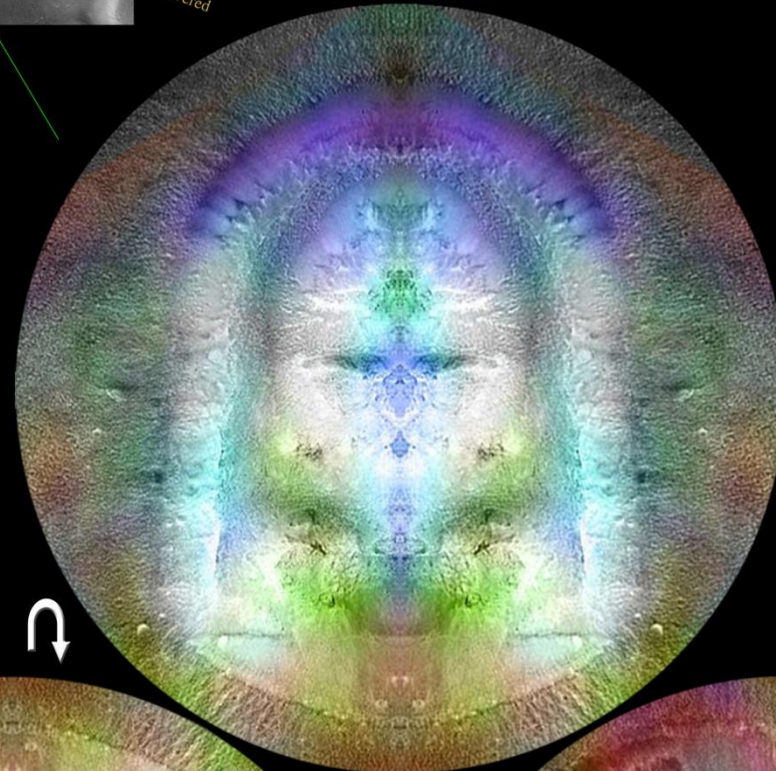


Trinity, Trinity, Trinity

The existence of the cross is validated first through its precise relationship to the D&M Pyramid. It is then reinforced again and again through the reflections. Shown here is the trinity of sphinxes and the first of 3 other trinities embedded into The Face. The epic battle between Horus and Seth literally revolves around these trinities and the specific geometry they occur on. As shown on the Flow Chart, the face of Ra literally emerges at 19.5 degrees as Seth carries him safely through the underworld.



Trinity #1
The Cross




Notice that sphinx #2 & #3 begin to come into focus around true north. I think they are positioned to *reflect* the geometry we see at the poles of spinning systems. Of course the emergence of Ra at 19.5 reflects the “up-welling” of energy we see on planets like the Red Spot on Jupiter.



Sphinx #2 & #3
True North thru 4.7

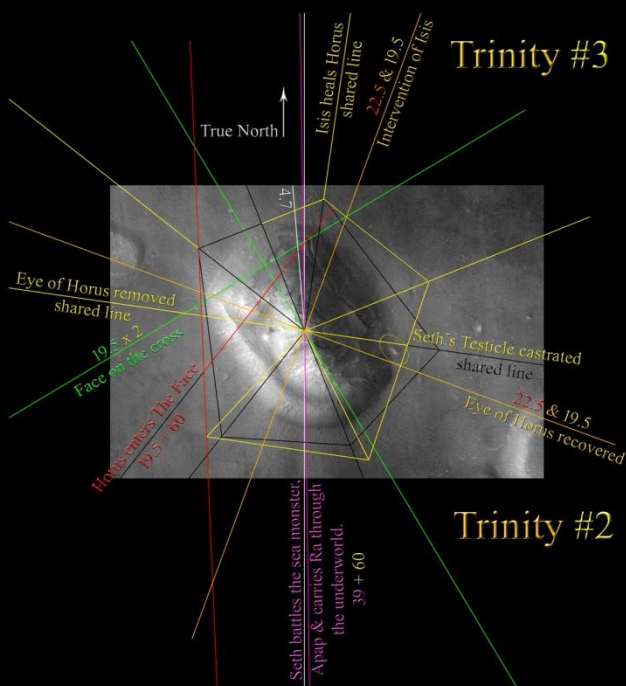


Sphinx #1



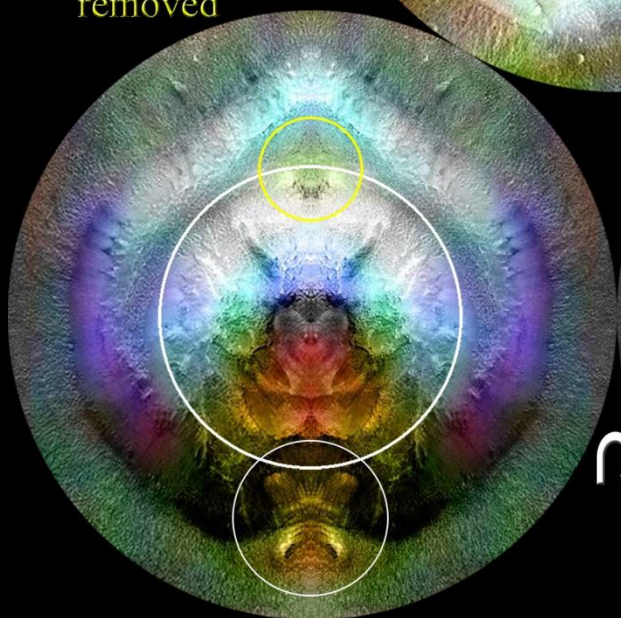


Trinity, Trinity, Trinity


Around the 2nd trinity revolves the recovery & removal of the eye of Horus. As well, the castration of Seth. The location of this trinity within the geometry gives me reason to believe there is a correlation to the rings of not just Saturn, but the rings being discovered around other planets as well. Around the 3rd trinity revolves the intervention of Isis. This intervention results in the injury and healing of Horus. The injury allows Seth to go back to the second trinity and recover his testicles from the Heart of Isis.



Rose/open mouth hippo & Butterfly of Osiris
Eye of Horus removed




The 3rd trinity is different from the first two in that there is no 'flip'. All three relevant reflections occur on the same side and the third image is one step away. That's why I call it broken.



Horus The Warrior in focus.

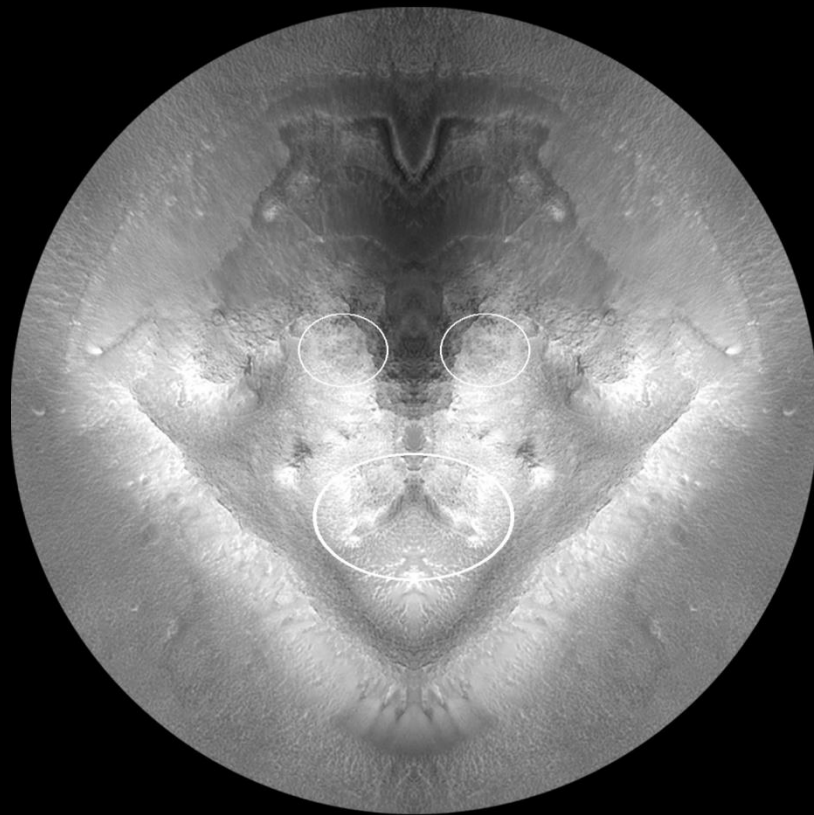
Injured Horus
Out of focus

Seth rescued by the intervention of Isis. One step & 180 degrees away from healed Horus



Horus The Warrior & The Mayan Mask

Circled are the Egyptian style eyes and dog style mouth of Horus The Warrior



For some reason, it took me a long time to really see what was going on with Horus The Warrior. The eyes I've circled aren't the only set of eyes in this "trippy" image. It wasn't until I realized that I had to separate the light from the shadow that the reflection finally made sense to me.

The Mayan Mask, on the other hand, I understood immediately. The reason for the bat became clear when I realized that this image is connected to the intervention of Isis.

As you will soon see, these two reflections get massively reinforced through their connection to the rest of Cydonia.


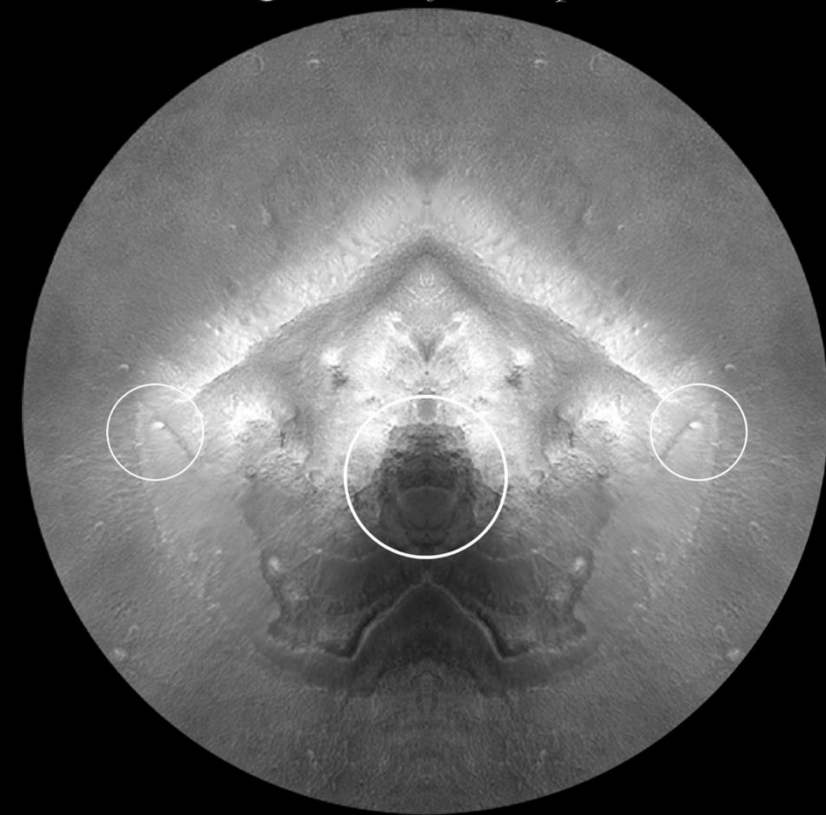
A shadowy roman style helmet adorns the face of Horus.



The Mayan "Death Bat" Camazotz

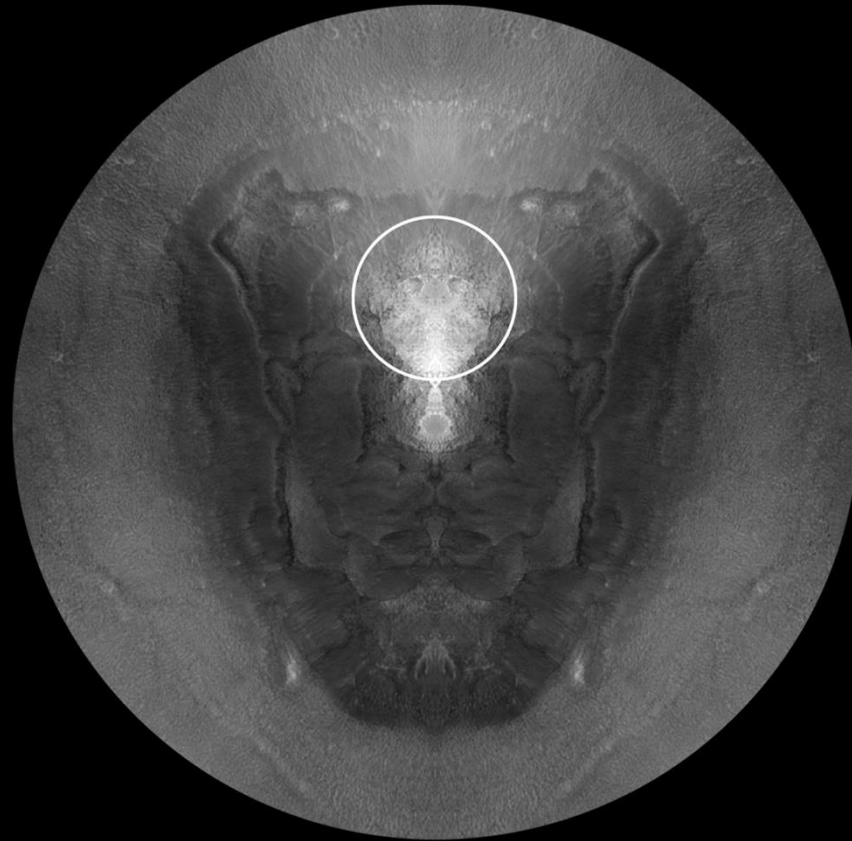


Circled are the face and wingtips of a bat adorning this Mayan-esque mask.



The Warriors of Light

Circled is The Buddha




Cydonia subtly incorporates the iconography of Earth's major religions into the Egyptian theme. I believe this fusion serves to reinforce the message that we are all of the same light. This is an interpretation based on the understanding that all religions are reflections of the same fundamental truth from different perspectives.

On the left, the Buddha appears splitting open Seth's forehead during the Battle of The Face. Buddha's image is a universal symbol of all those who have achieved enlightenment. Including Horus, Jesus, Mohammed, Krishna, Lord Sun, Hanuman Ji, etc.



Circled is Angel or Winged Dog

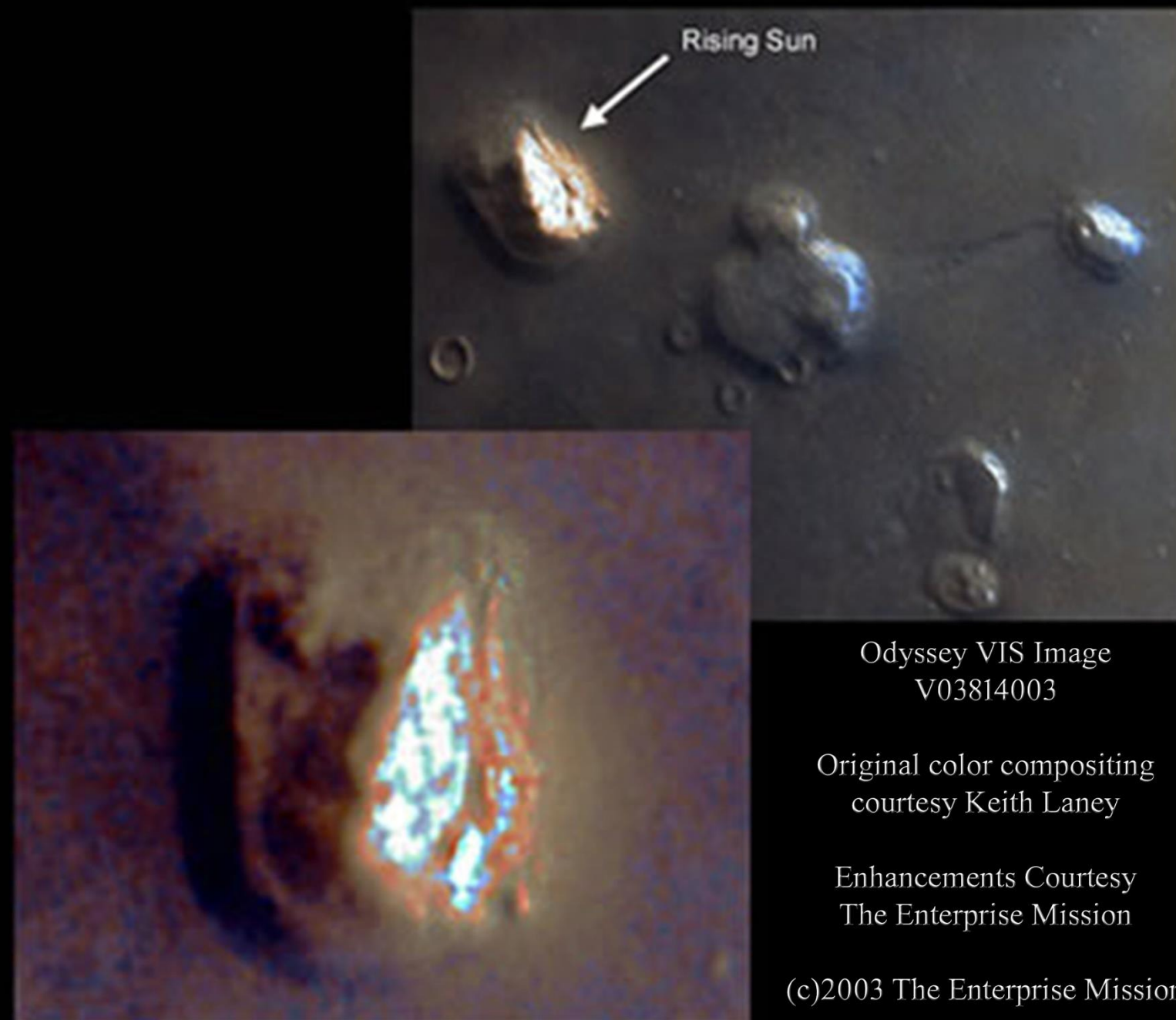


On the right is an image that I've struggled with since I saw it. Whatever it turns out to be, it has a beautiful pair of wings.

It's Made of *Mirrors*

This Hoagland graphic highlights an image of Cydonia taken with the Sun still below the horizon. It is a “pre-dawn” image meaning the Sun is just about to break the horizon. The only explanation for the ultra-high reflectivity of The Face and surrounding monuments is that the entire eastern side of Cydonia is made of glass or *mirrors*. Not only is this an unprecedented feat of engineering, it is the ultimate reinforcement of the overall symbolism. The light is about to shine on Seth and Horus will become the lion.

Sunrise Color Image Confirms High Reflectivity and Original Geometry of Eastern Surface of “The Face”



What is the D&M?

“Symbols can be so beautiful sometimes.” –Kurt Vonnegut

The D&M Pyramid is named after the discoverers, Dipeitro and Molenaar. Later, it was coined by Hoagland as “The Rosetta Stone”. There couldn’t be a more appropriate name because that’s exactly what it is. In retrospect, decoding the internal geometry of the D&M was quite simple. All I did was take Hoagland/Torun’s and Carlotto’s models and put them together. Once combined, I simply filled in the blanks left by Carlotto. The end result turned out to be the key for sequencing the reflections on The Face and eventually the City’s Main Pyramid. The astute reader will have noticed that I refrained from labeling the exact siting of the D&M in this book. There was a great deal of debate over the exact coordinates. Coordinates given by Merton Davies of RAND Corporation placed the D&M at 40.868 N. Latitude. That number is extremely significant for very complicated reasons. Suffice it say, I chose not to label it because, frankly, it didn’t really matter. For my purposes, I had to estimate the location of the Temple Mound. In doing so, I learned that I had a fairly wide range to play with. I finally settled on 41 degrees which tells me Davies’ 40.868 is probably accurate.

The reflections that spin out of the D&M are powerful and provocative. They are ideal symbols for an object that marks the winter solstice. They are also ideal symbols for our galaxy. While The Face is a symbolic representation of our Sun, The D&M is a symbolic representation of our Milky Way.

How could I possibly know this? It took time, but like any proof, it started with a simple assumption.

As far as connecting the D&M to our galaxy, I learned by reading the late David Flynn’s meticulously detailed web site the following: "The Milky Way Galaxy is the inspiration for the symbol of the Ouroboros. Myth refers to a serpent of light residing in the heavens. The Milky Way is this serpent, and viewed at galactic central point near Sagittarius, this serpent eats its own tail."




I simply reasoned that IF The Face represents our Sun, the D&M might represent our galaxy. The reflection of the Dragon was my first supporting evidence. Simply because dragons ARE serpents. So why not?

The size of the D&M Pyramid is gargantuan. If mound 1 (see “Names” graphic) is roughly the size of the Great Pyramid at Giza, the D&M is on the order of 10 times as big. That’s HUGE... Another reason to connect the D&M to the Milky Way.

The nail in the coffin came when I plugged the current alignment of the Milky Way’s equator (60 degrees relative to our solar system’s ecliptic) to the Temple Mound. That line connected too perfectly to the “Eye of Osiris”. That measurement led me to understand that our entire solar system has obliquity too.

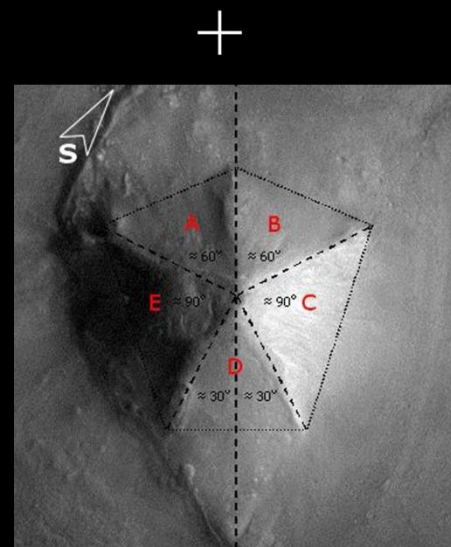
The D&M Pyramid or... The Rosetta Stone

The mighty D&M Pyramid is the perfect fusion of two distinctly different pentagons. Each individual shape exudes “Sacred Geometry”, but when the two shapes are fused, the geometry & symbolism explodes. The combined shapes of Torun and Carlotto ultimately proved to be the key to unlocking the sequence of the reflections on The Face.

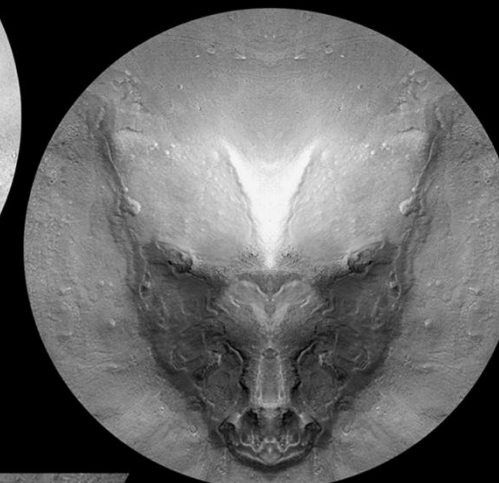
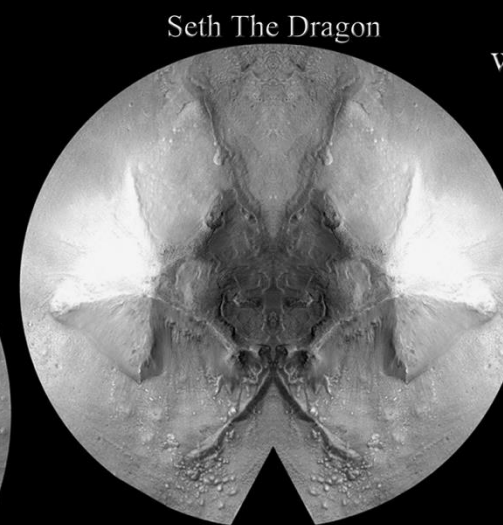


What I eventually proved is that the D&M is a symbolic representation of the super massive black hole spinning away at the center of our Milky Way galaxy. Utilizing the [giant arrow/site](#) I was able to prove that Cydonia also tracks our solar system's obliquity relative to the galactic equator.


Symbols of death, rebirth, & transformation are ideal reflections for an object that captures the winter solstice as Mars passes through key “tetrahedral” angles like the ubiquitous 19.5 degrees.



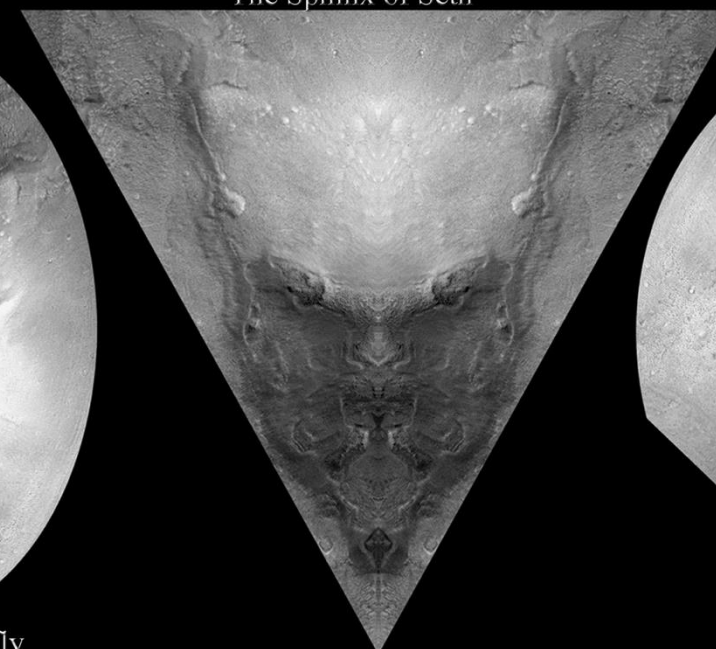
Torun/Hoagland's proposed pentagon



Osiris the Ram & Seth the Bull. The overall image is dominated by the Bull of Seth. To find the horns of the ram simply notice how they become the harelip for the Sphinx of Seth.



Carlotto's proposed pentagon



Perfect “Tetrahedral” fusion

Connecting the Geometry to the Stories

"Who sees the human face correctly: the photographer, the mirror, or the painter?" -Pablo Picasso

The Battle of The Face on Mars, or... Armageddon

So now the reader has seen:

1. How I derived the specific shape for the D&M.
2. How I found and measured the cross.
3. How the cross relates to the independent geometry of the D&M through 19.5 degrees.
4. There are 3 separate sphinxes
5. There are 3 separate trinities.
6. There is a clear image of Ra portrayed as a stereo typical gray alien.

The simplest way to put it all together and hopefully understand this flow chart is to “follow the light”. What I mean by that is as follows: From 19 – 24, observe how the light encroaches on the shadow. Every time the light is about to overcome the shadow or vice versa, we encounter a critical line in the geometry and discover a trinity of reflections.

For me the hard part was determining which image is of Horus and which image is of Seth. In order to settle it, I had to get basic.

Since Horus IS the light and Seth IS shadow I assigned any face that is lit to Horus. Any face that is in shadow was assigned to Seth.

This simple assignment sets the stage for the interplay that symbolizes sunrise and sunset.

That is entirely what the battle of Horus and Seth IS... a reflection of sunrise and sunset.

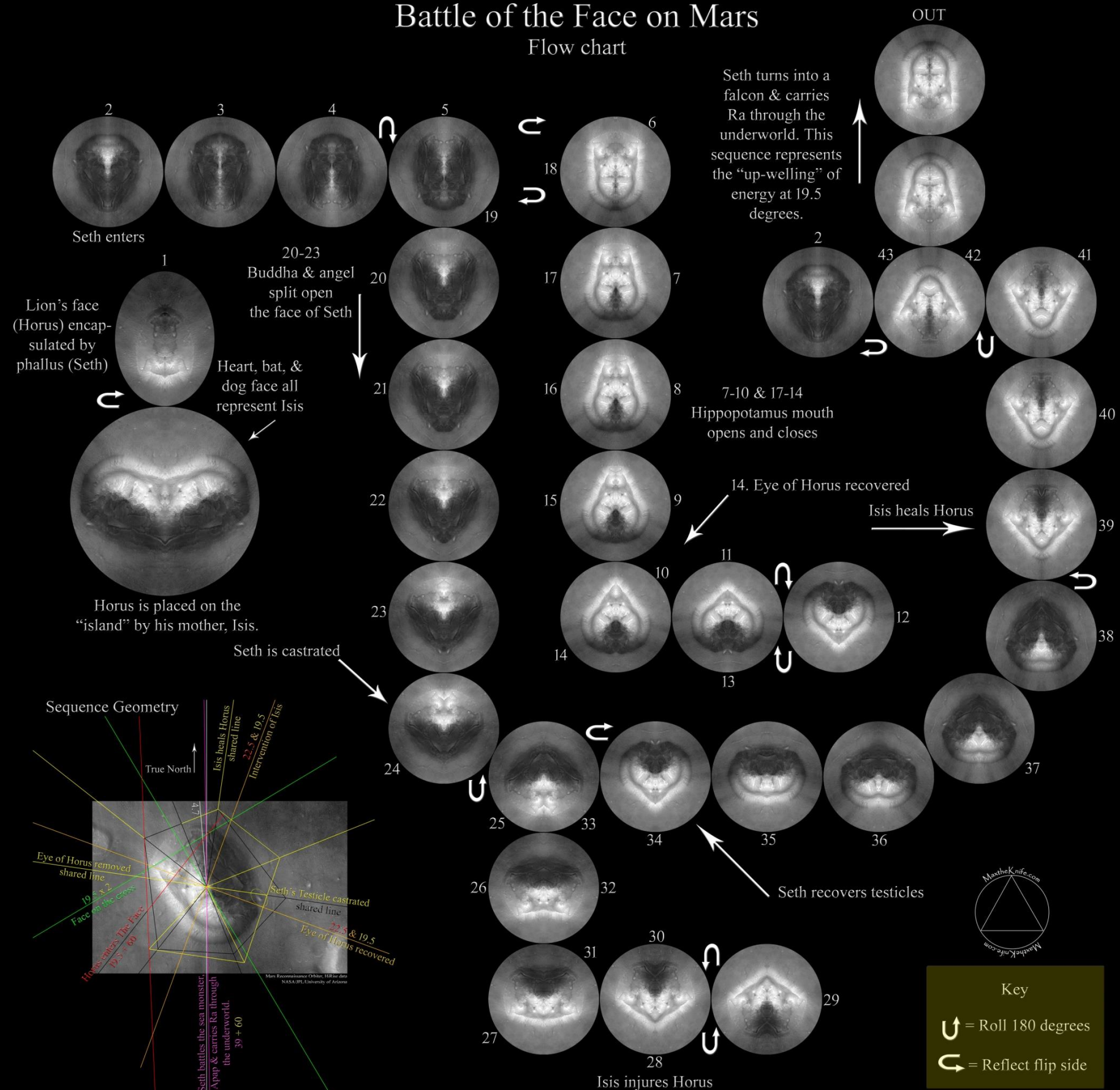
The Geometric/Symbolic Relationship Model

It is difficult to explain something I don't fully understand. I'm not naïve enough to believe that this model is complete, but I think what I have found so far is correct. If what I've presented is correct, and my assumption about Hoagland knowing far more than he has said is true, then I'm guessing my model will serve as independent confirmation of what he has privately discovered himself.

I guess we'll just have to wait and see.

Battle of the Face on Mars


Flow chart



The Geometric/Symbolic Relationship Model: Pt 1

When I applied the Battle of The Face to the overall landscape of Cydonia, I found a precise & dynamic connectivity. Notably, the D&M is directly connected to The Face while the Fort and Key connect through two **tetrahedral mounds**. These mounds appear to be literally *feeding* The Face. I think this is a diagram detailing the real physics driving our Sun. What I mean by that is our Sun appears to be driven by the input of energy created by our Sun's dark star companion (Fort & Key) and the black hole at the center of our Milky Way (D&M). What jumps out at me the most is the need to “snap” three major reflections into focus. Is this “snapping” supposed to represent attraction? Could this diagram also unify gravity and electromagnetism? I don't know... yet.

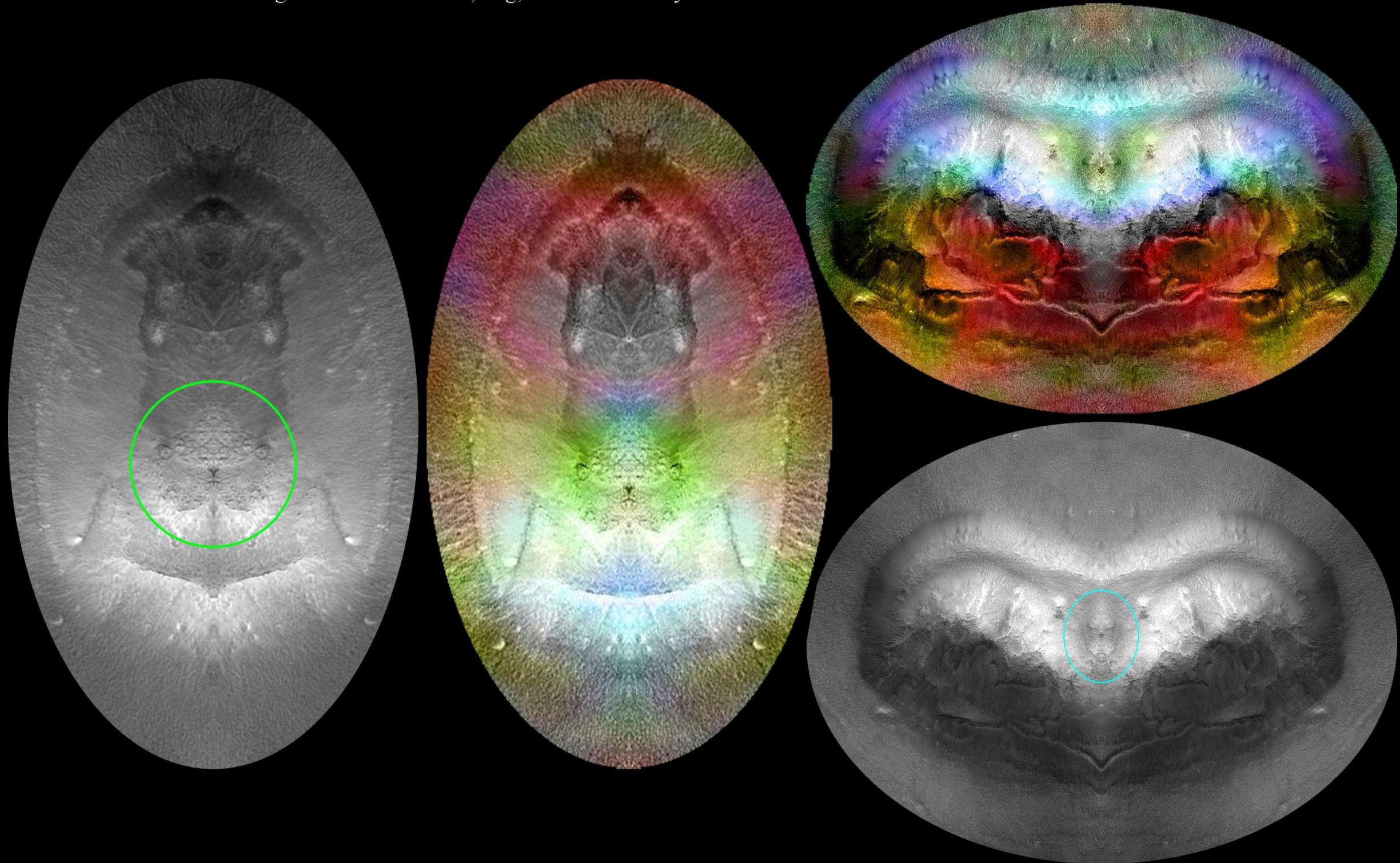
This third **mound** is not tetrahedral but it is aligned with the Temple Mound and the D&M. The reflections for all of this significant geometry is highlighted on the next 4 graphics.



Geometric/Symbolic Relationship Model: Pt 2

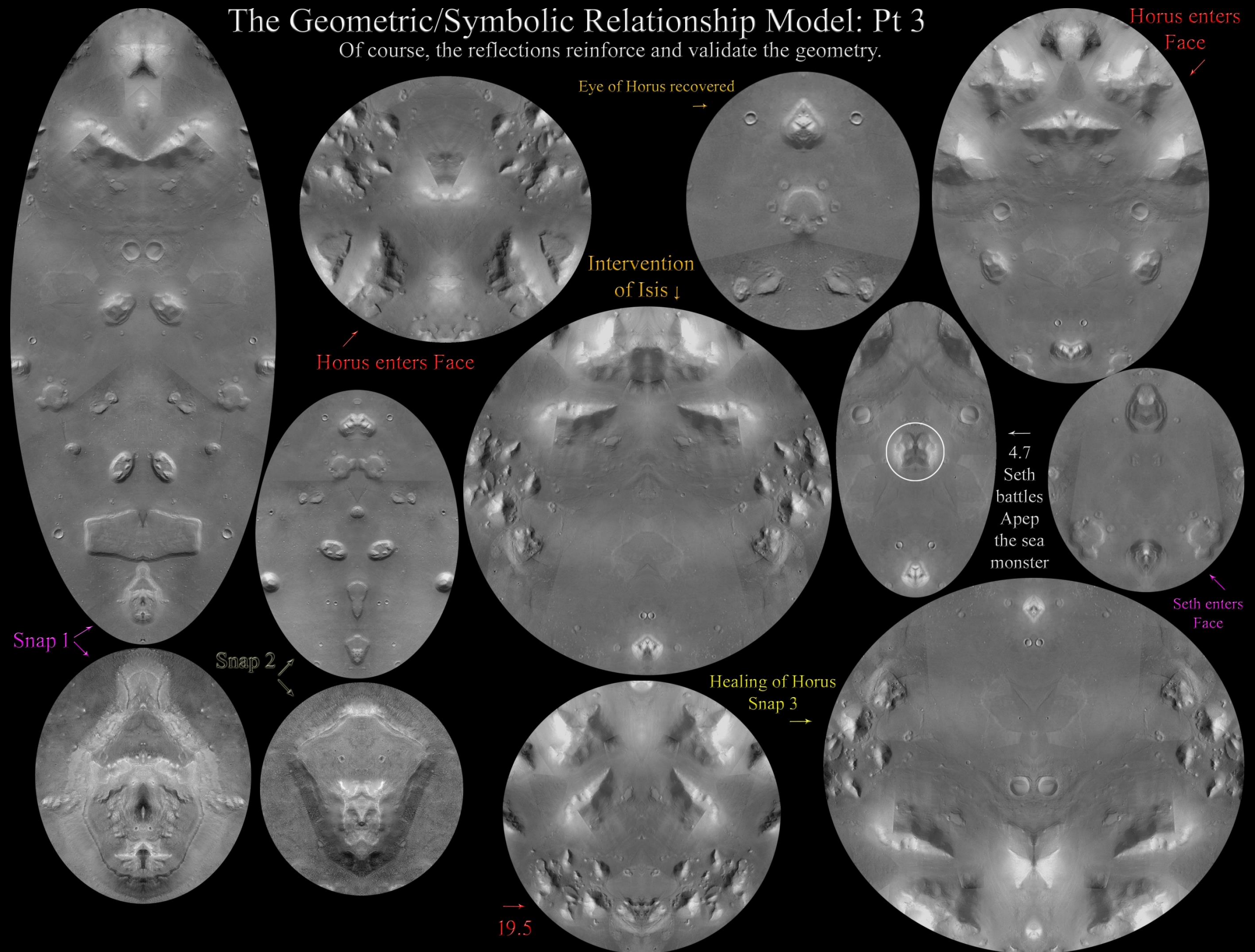
Horus Enters The Face

On the left Horus appears as a **lion**. He is encapsulated in what could be interpreted as a phallus.
On the right, The Face reflects as another heart. Inside is a **dog's** head that appears to be riding on the wings of a bat. The heart, dog, and bat are all symbols for Isis.



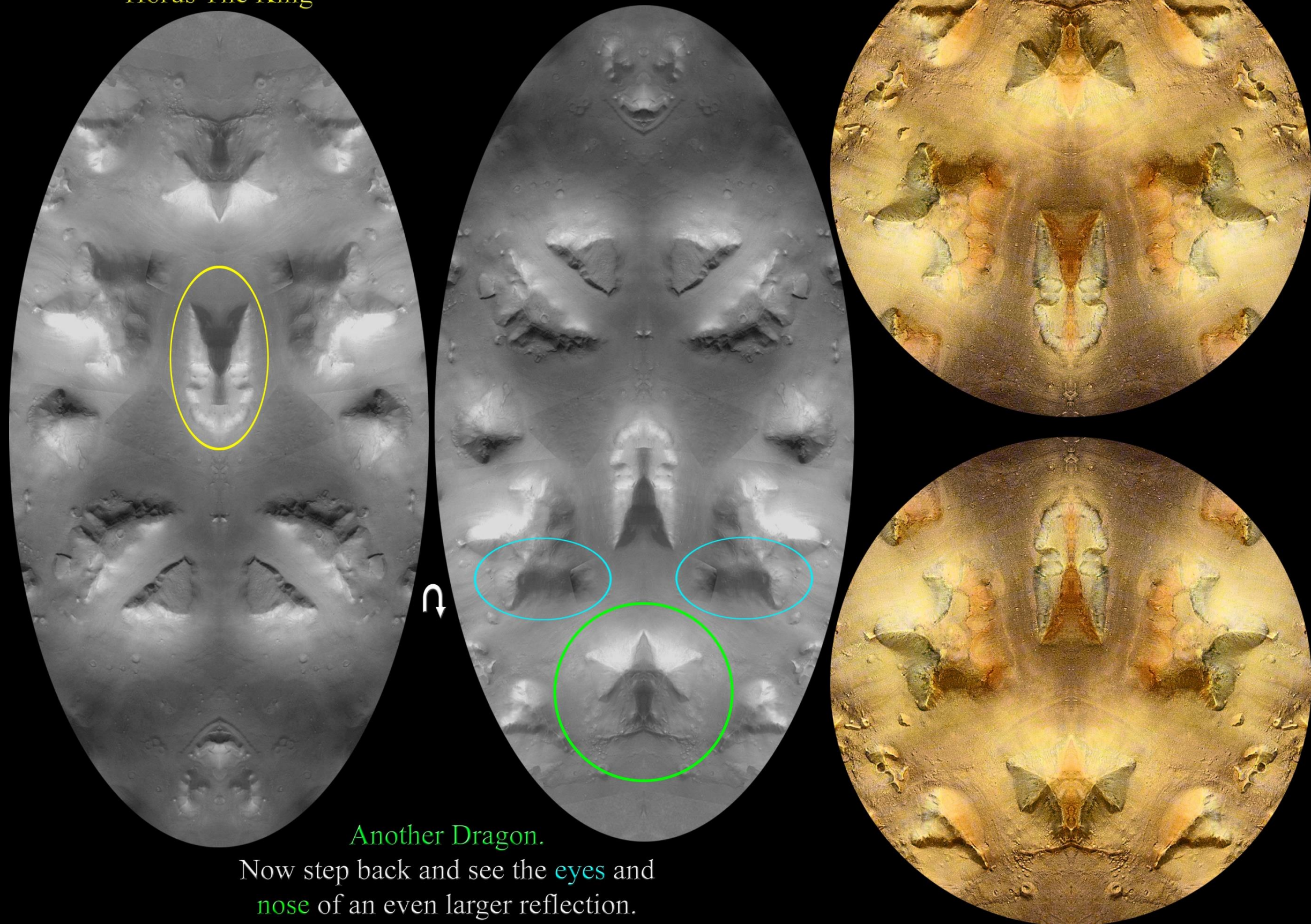
The Geometric/Symbolic Relationship Model: Pt 3

Of course, the reflections reinforce and validate the geometry.



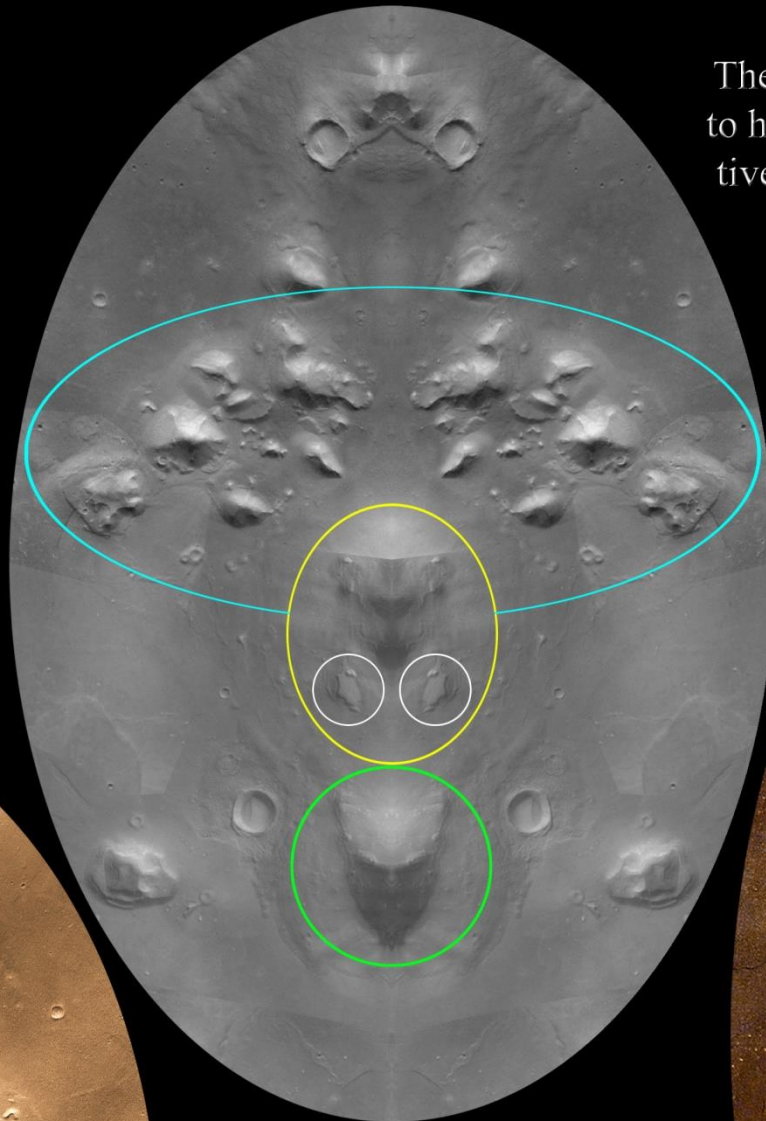
Geometric/Symbolic Relationship Model: Pt 4

Horus The King The 3rd Mound



Geometric/Symbolic Relationship Model: Pt 5, The 3rd Mound

Circled are the eyes and crown of this amazing lion. Also circled is the armored torso and Sphinx of Seth that make up the forehead and nose respectively.



The Sphinx of Seth rests just under an “armored” torso that appears to have the head of another lion or perhaps a bear. The two provocative reflections are fused with the overall image of a lion wearing a crown of thorns.



When I found this reflection I really began wondering if Cydonia is in ruin. The shape for the head of this massive crowned lion is created out of the contours of the ground.



The Admiral, Hanuman Ji, & The Legend of Ra, Isis, & The Snake

Introduced in their book, “The Cydonia Codex”, the Admiral was originally discovered by George J. Haas and William R. Saunders. One of the major problems with Saunders’ and Haas’ treatment of Cydonia is their total lack of measurement. Not a single moment is spared to even consider that their discoveries might lie within a geometric framework. Because of this, their endeavor is purely subjective.

Again, part of the purpose of the geometry is to quantify the reflections. They are not randomly hidden. That’s what makes this whole thing a proof.

While I agree with most of the interpretations Saunders and Haas put forth, they ignore the obvious and continually force a Mayan perspective on their discoveries. So let us look at this reflection for what it is. It appears to be a hybrid between a monkey and a man. He is resting upon a heart shaped breast plate. Furthermore, if Saunders and Haas ever bother to apply the geometry, they too will discover the Admiral lies on the same line as the crowned sphinx from The Face. They will also discover the same monkey motif appears a few more times throughout Cydonia on model specific lines.

So why is there a monkey face?

Through my good friend, ZenonMars, I learned about the Hindu god, Hanuman Ji. This deity happens to be a hybrid human/monkey. Not only that, his story is almost identical to Horus’. One website writes about Hanuman:

“Hanuman Natak, or Hanuman's drama is one of the gupt Banis of Dasam Granth. It was taken out by the Sodhak committee during the late 1800's and has quite a colorful past. It revolves around the Hindu simian God, Hanuman, and his loyalty to King Ram Chandar. From a Gurmat perspective Hanuman can represent a Sikh, whereas Ram Chandar can be viewed as a metaphor for Ram.”

For those who have read the ancient Hindu text "Ramayana" detailing the battles between Ram Chandar and his nemesis Ravan, Hanuman's loyalty cannot be called into doubt. He was faithful to his king up to such an extent, that he was even willing to burn himself alive for him. Such was the loyalty which the Guru wanted to view in his Sikhs.” -<http://tisarpant.com/2013/02/hanuman-natak-exegesis-of-loyalty.html>

Just listen to all the similarities! It’s so perfectly captured when the reflections are COUPLED to the geometry! Especially notice the RAM!

If I consider the reflection of The Buddha on The Face, I have reason to assume this symbolism is designed to reinforce one of the major messages of Cydonia. That message being, “We are all of the same light.”

What I mean is, the symbolism is trying to convey that all faiths are fundamentally the same. They are all reflections of the same fundamental truth from a different point of view. Religions are steeped in symbolism. It is astonishing how similar they all really are when looked at objectively and in perspective. For example, the virgin mother and immaculate conception. What if I told you the reason for this specific shared symbolism is to perpetuate the physics of our cosmos as well as our true origins. Our religions are designed to reflect the heavens from different points of view.



Our world’s religions also share remarkably similar prophecies about the “The One”... the Messiah. The common denominator between all the world’s prophecies is that “The One” will simply bring with him, “truth and light”. Given that The Face is indeed all about finding “truth in the light, it is logical to assume that the prophecies might be a description of The One’s life, from his perspective, as he discovers and decodes The Face on Mars.

“The Admiral” pt 1 of 7: *Perspective, Perspective, Perspective...*

This reflection was originally discovered and named by George J. Haas and William R. Saunders in their book, “The Cydonia Codex”. While I agree with many of the interpretations they’ve put forth, I find their analysis incomplete. First, Haas refuses to accept or even consider the geometry. Second, they ignore the obvious and force a purely Mayan perspective on their discoveries. I’ve discovered multiple reflections of a monkey that in my opinion are clear references to the Hindu monkey god, Hanuman Ji.

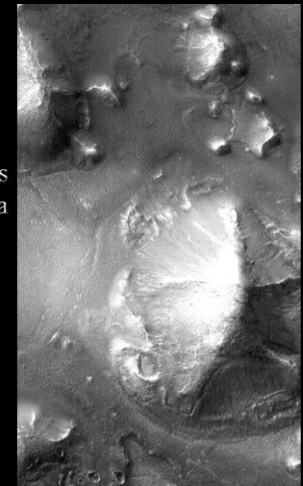
Outlined in red are scans from “The Cydonia Codex”. It should be noted that Lord Sun is not the only deity with big ears. The Buddha also has elongated ears. So who EXACTLY does this reflection represent? I say *all of them*.

One of the biggest problems I have with this analysis is the dismissal of the *group of faces* hanging just above this monkey’s head. Couldn’t THEY represent his “bound hank of hair”?



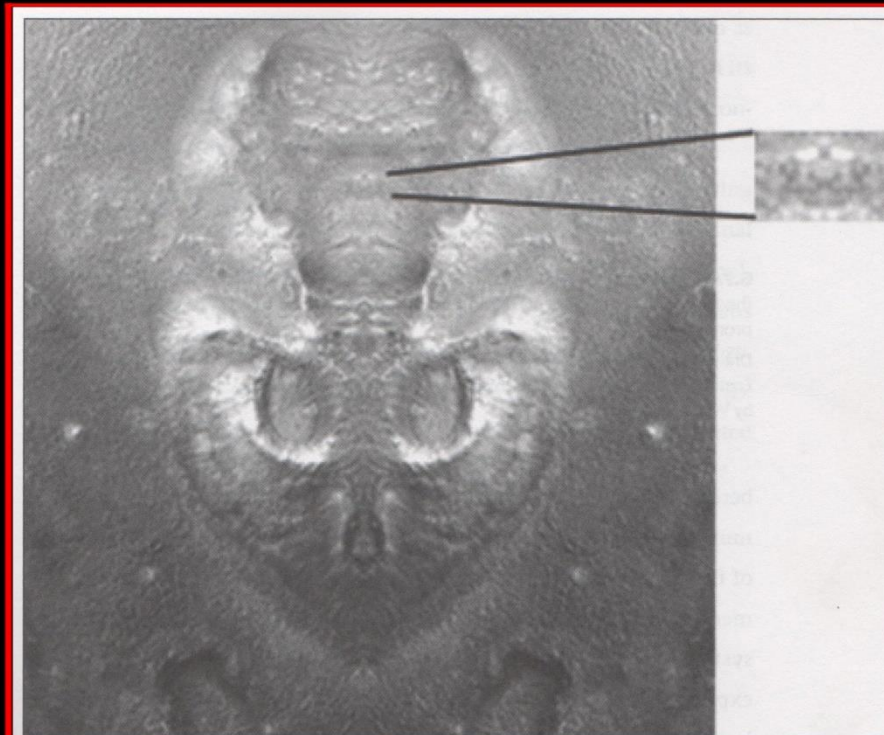
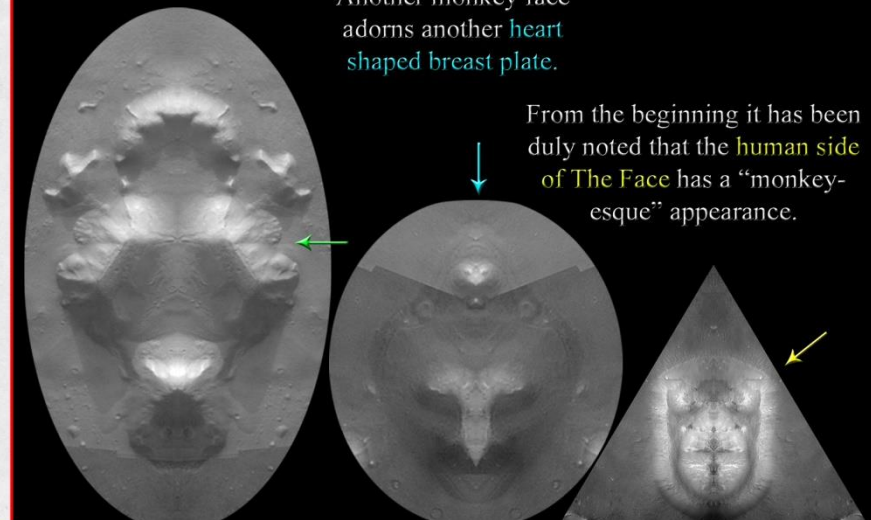
Notice the two monkeys in profile reflecting away from each other. The one on the right is staring directly into the *arrow*. The crown of Ra hovers over each of their heads.

MOC data of the City’s “Main Pyramid” where The Admiral is found. It is the only image of Cydonia we have lit from the east.



Another monkey face adorns another *heart shaped breast plate*.


From the beginning it has been duly noted that the *human side of The Face* has a “monkey-esque” appearance.



6.6 The Admiral's M-shaped nose ornament (mirrored image of section #2 from Figure 6.2). Note the letter M carries a numerical value of 40. The Admiral image may also represent Enki/First Father/First Lord/First Jaguar (Lord Sun).




6.3 The Admiral (Enki) (mirrored image of section #2 from Figure 6.2). We believe this image to be the Maya Jaguar god. The image would seem to depict the Jaguar god as the Sun rising from the night sky. Notice the radiant halo around the sides of the head, and the heart-shaped breastplate.



The Hindu god, Lord Hanuman Ji. His story is identical to stories about Horus & Jesus.

Figurine depicting Lord Sun who transforms into a jaguar while traveling through the underworld. The similarities to Egyptian & Hindu lore are inescapable.



“The Admiral” pt 2 of 7: *Perspective, Perspective, Perspective...*

Given the nature of Rorschach or “mirrored” images, the creative potential for designing multiple images into any given sculpture is *infinite*. That’s why the geometry is so critical. It carries the reflections. It defines where & how to look. The geometry of the D&M provides flow, while the geometry of a cross on


The Face demands that Cydonia be examined from EVERY perspective.

When the geometry is applied to The Admiral, we find that he is connected to another **major pyramid** of Cydonia. This connection is significant not only because of the geometry, but because of the symbolism and story line that reflects out of it.

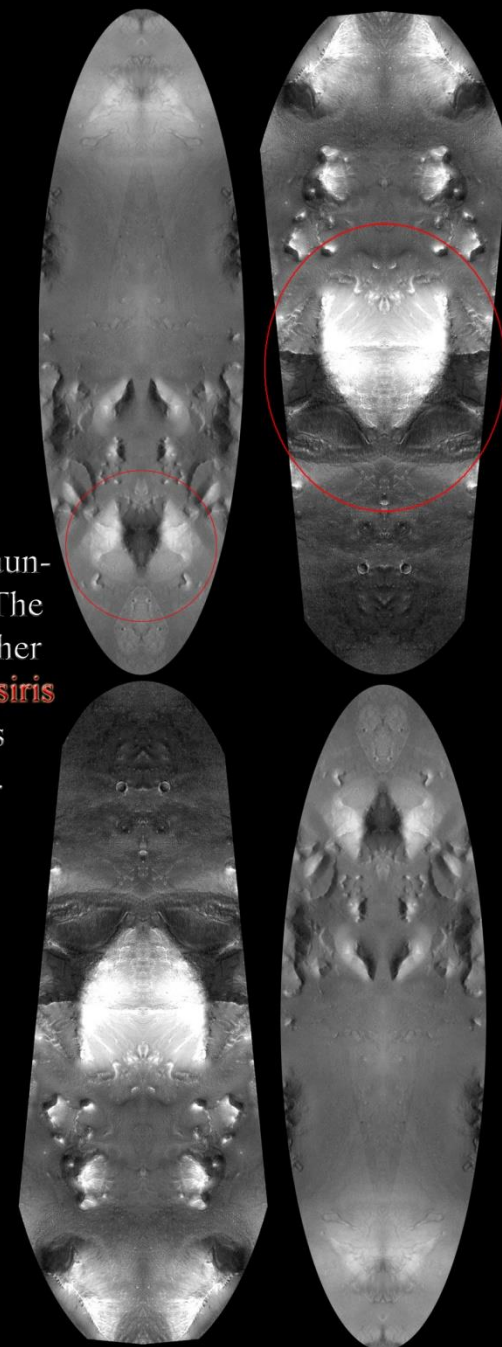
This pyramid comes into play when Isis gives birth. Among other things, it reflects images of a **newborn Horus**. As soon as she gives birth, Isis hides her son from his uncle Seth & protects him until he is grown. That is why the monkey rests upon a **heart shaped breast plate**. It is an image of Hanuman/Horus/Jesus growing out of the protection of his mother, Isis, The Heart of Cydonia.



Upside down, The Admiral becomes a much better candidate for Haas' & Saunders' Lord Sun. Now the breast plate is a helmet. This image of a **warrior** has a broad nose & big ears. Instead of a “bound hank of hair”, he has a goatee. Turned around the goatee becomes Lord Sun's **bound hank of hair**. So which way is the **RIGHT** way view The Admiral?



Ignored by Haas & Saunders, the flip side of The Admiral reveals another magnificent **rose of Osiris** with multiple faces hidden throughout.

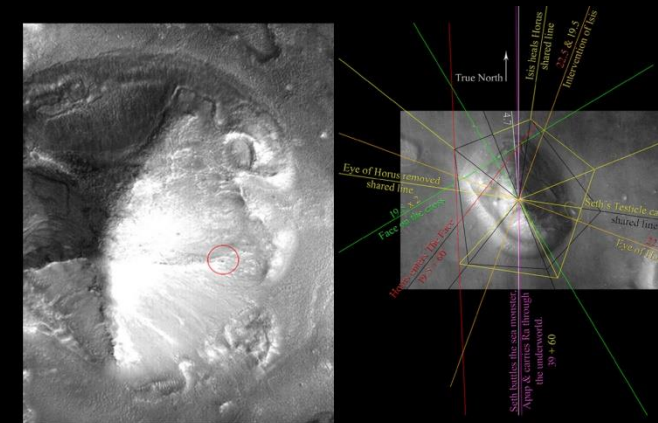


Below are a few of the other Roses of Cydonia.

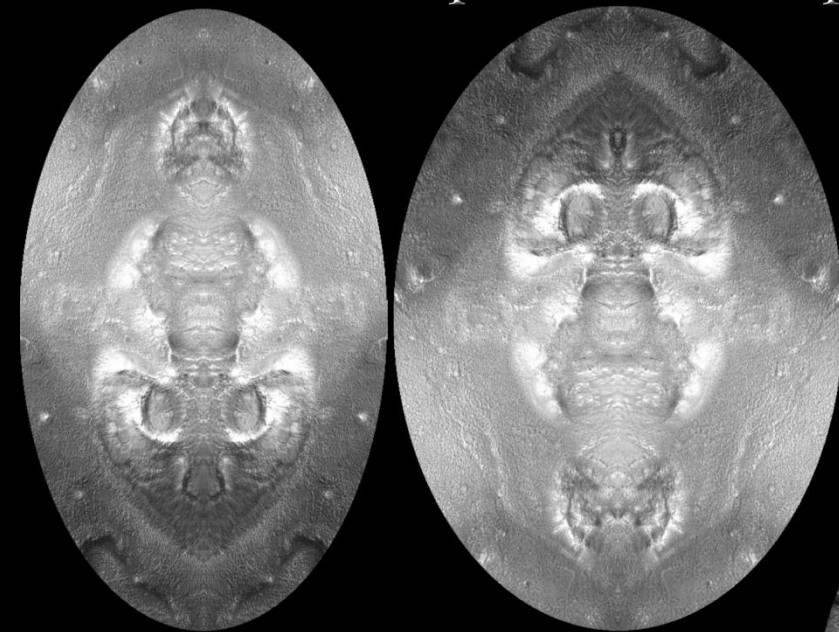


“The Admiral” pt 3 of 7: *Perspective, Perspective, Perspective...*

THIS is the right way to view The Admiral. This is what happens when the geometry is applied. The reflections correspond precisely & in a meaningful way to the Battle of The Face. The results provide another astonishing connection to ancient Egyptian lore.

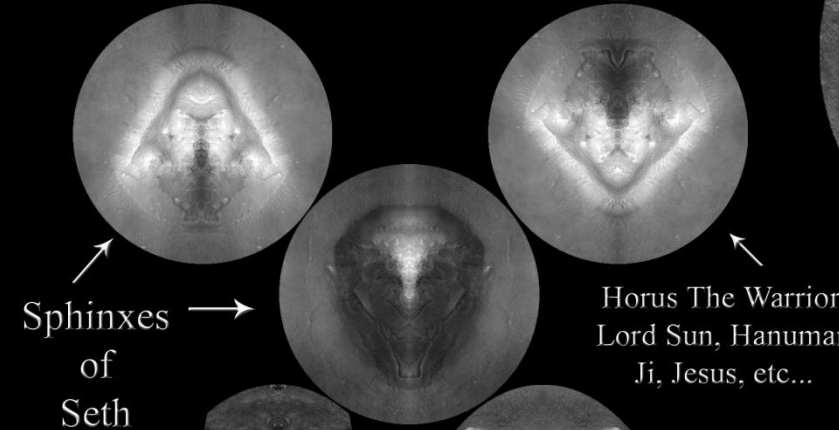
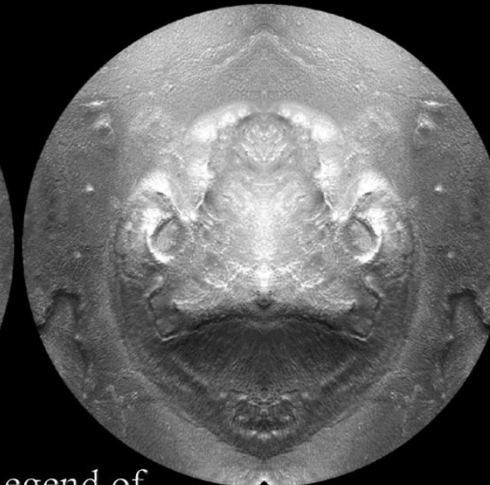


Circled is a “dot” on the forehead of Hanuman Ji. Given the important symbolic meanings of this dot, it is a reasonable point to apply the geometry.



Horus The Ram
or
King Ram Chandar

The Snake of Isis

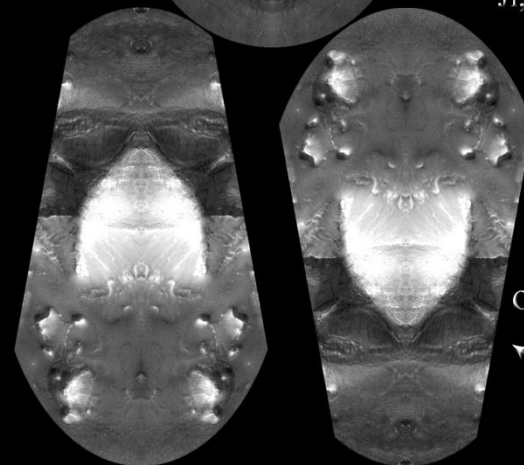


Sphinxes
of
Seth

Horus The Warrior,
Lord Sun, Hanuman
Ji, Jesus, etc...

The Legend of
Ra, Isis, & The
Snake hangs
on the cross

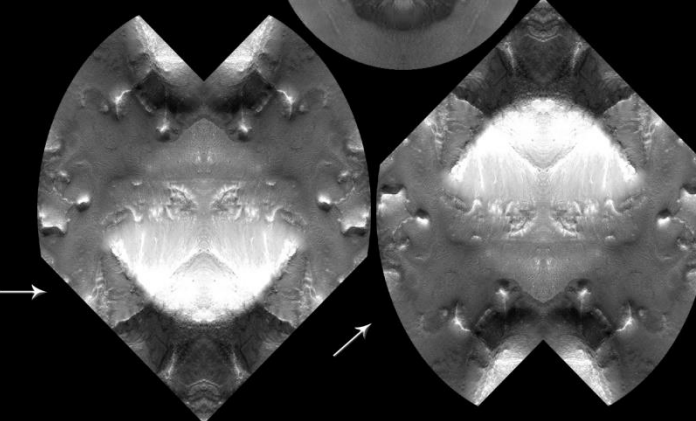
Ra



The Rose
of Osiris or
Seth?

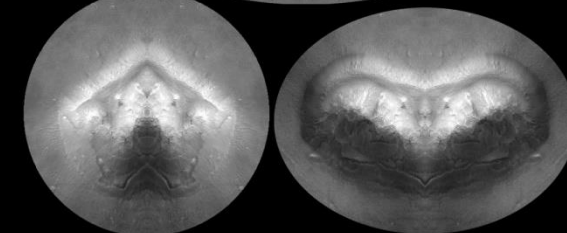
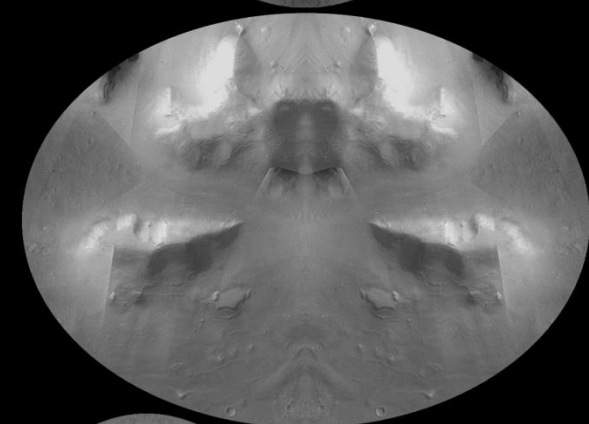
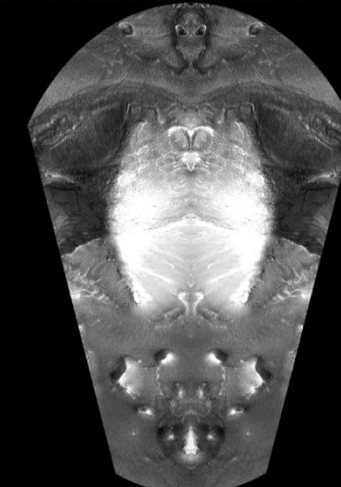
Horus
&
Seth

The many faces of Seth. For some reason, these images can be rotated whereas the corresponding image from The Face cannot.



In a nutshell, the legend goes like this: Isis wishes to be as powerful as Ra. In order to be so, she must learn his secret name. In order to get him to tell her, Isis collects the old King’s drool. Along with some Earth, she creates a snake that bites and poisons Ra. Isis is the only one who can cure the King who is in agony from the venom. Eventually, Ra allows Isis to extract his secret name from his body. She performs the extraction with the aid of her son, Horus. In exchange, she cures Ra of the venom’s effect.

Intervention of Isis.
Notice the redundant “bat” theme. In Maya lore the “Death-Bat’s” name is Camazotz.

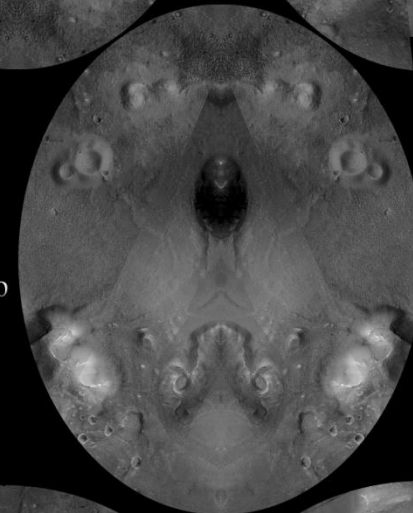
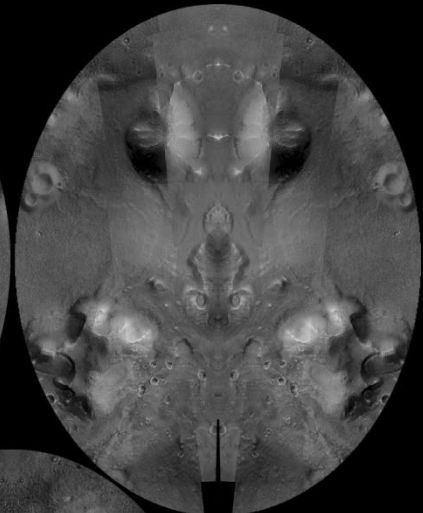
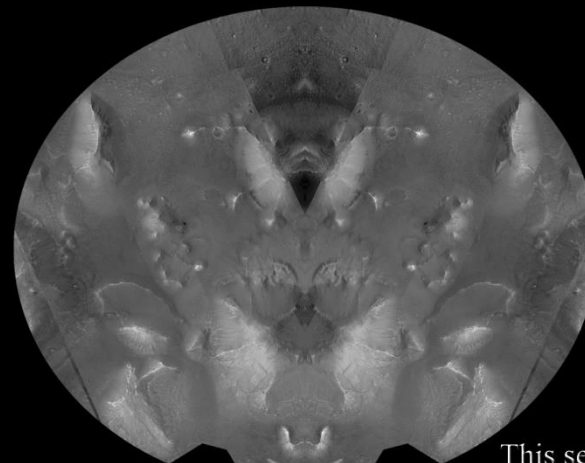
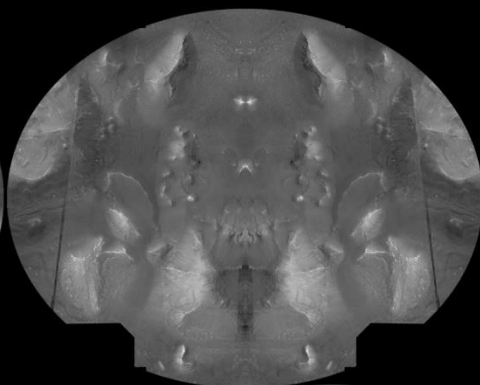
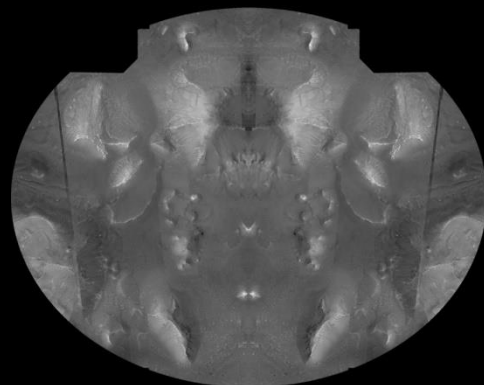




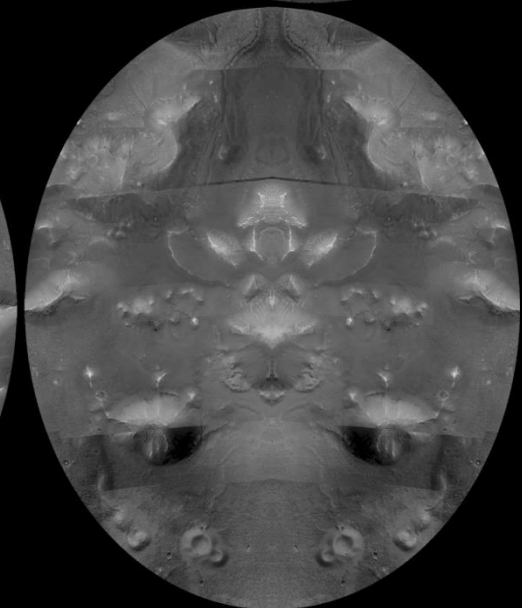
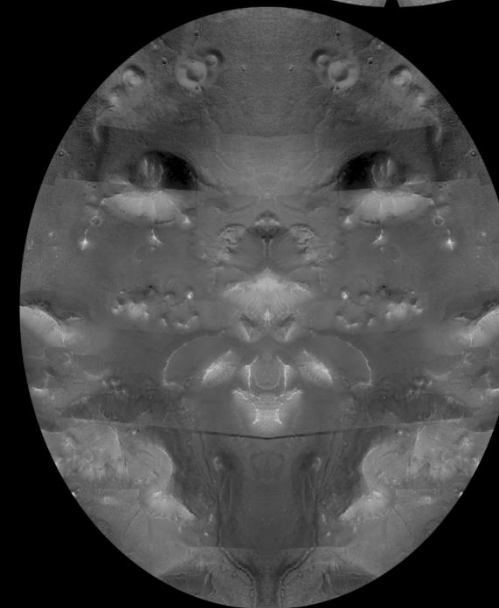
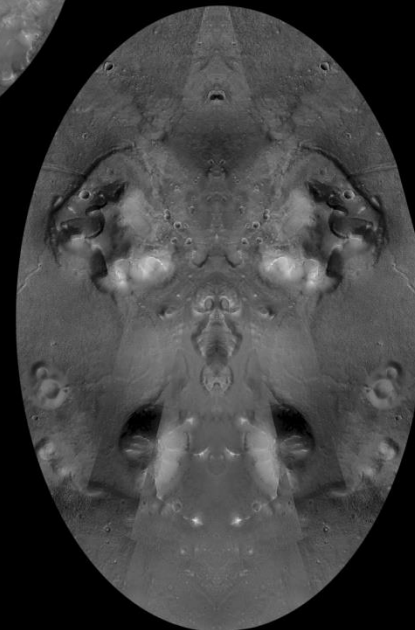
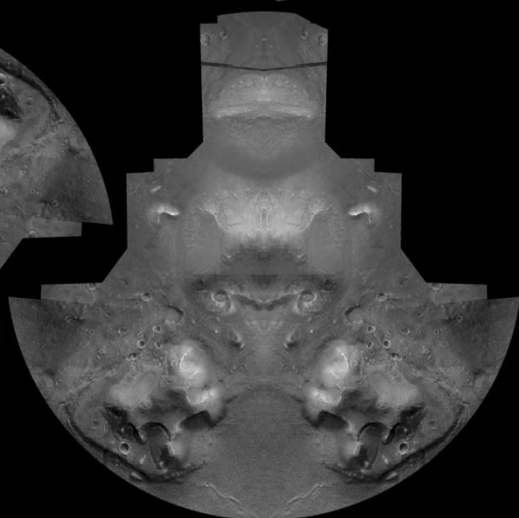
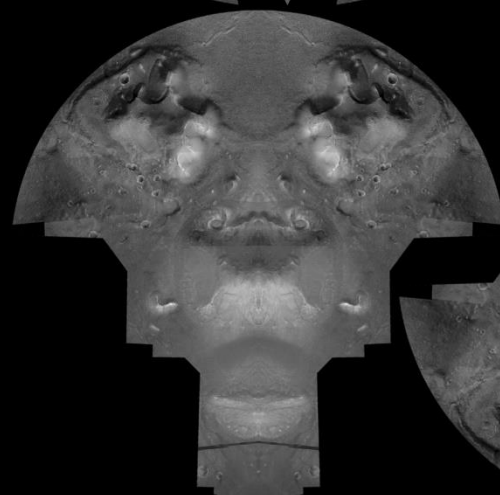
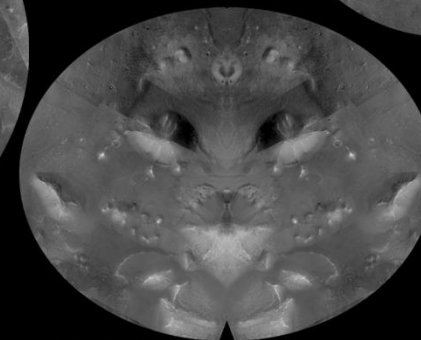
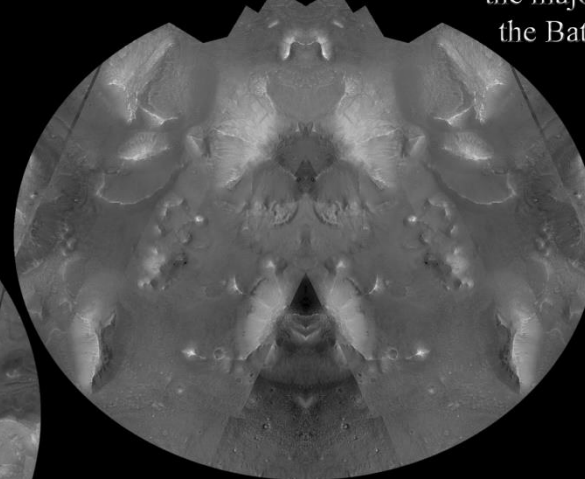
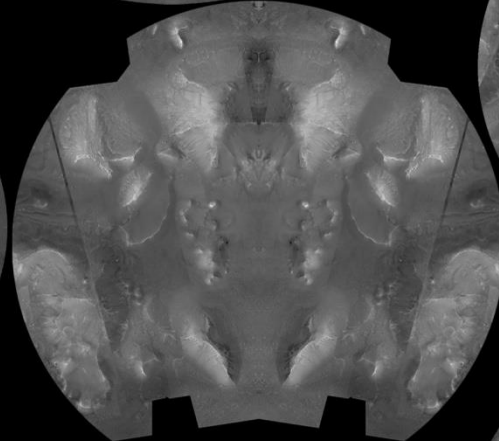
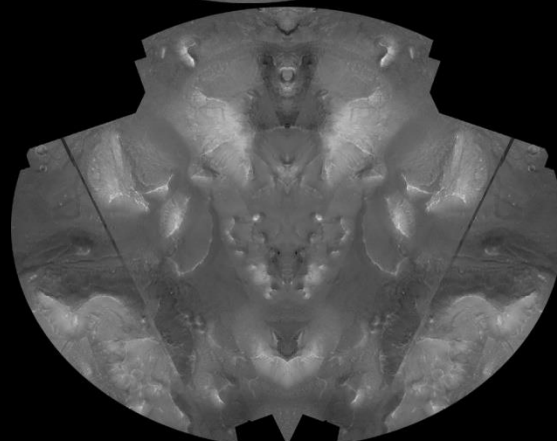
Gary Leggiere's mosaic stitched together from high resolution MOC data.

“The Admiral” pt 4 of 7: *Perspective, Perspective, Perspective...*

These are the same reflections from part 3 with the added perspective of The City. These reflections are so overwhelming & deep, the only thing I can say is *enjoy*. Be on the lookout for Roses, Rams, Lambs, Hearts, Bulls, Dogs, Stars, & Faces.



This set includes all of the major counterparts to the Battle of The Face.



“The Admiral” pt 5 of 7

The Snake of Isis & Horus The Ram on
ESA’s color data

Perspective, perspective, perspective...

As I did this set of reflections, my eye was immediately drawn to the dog. I was mesmerized. Then I thought, “If only I could get an experienced sculpture teacher’s opinion.” Then my mom, who happens to be an experienced sculpture teacher, came into the room. I kid you not, she literally cried out from across the room, “Oh my god the **EYES**! It’s a lion!” Then I saw the eyes of the lion too. Similar to the “Bull/Ram” on the D&M, the **nose** and **mouth** are shared. I was blown away! Unfortunately, she could not see the dog I was seeing. As we discussed the image, I realized she could not see it because she could not invert the lighting in her head. So I had an idea to do it for her in Photoshop. It worked. She understands that the **eyes of the dog** are underneath the lion’s eyes. We are now in total agreement. It’s a lion AND a dog hovering over the Snake of Isis. We also agree that when turned upside down, the eyes of the lion become the **eyes** of monkey complet with a broad **nose** and gaping **mouth**. Notice the **Fort** is another lion in profile flanking and staring at the ram.



“The Admiral” pt 6 of 7
ESA’s color data
Perspective, perspective, perspective...
For comparison to images
from parts 3 &4.



“The Admiral” pt 7 of 7

ESA's color data

Perspective, perspective, perspective...

For comparison to images from parts 3 &4.



The Stories In The Reflections

Orion = The Hunter = Osiris.
Sirius = The Dog Star = Isis.

A monkey's face adorns this heart shaped breast plate. It symbolizes Isis protecting her son, Horus/Hanuman Ji, from her brother Seth.

The Immaculate Conception

Orion/Osiris in full form

The resurrection of Osiris through the house of Ra.

Isis, the Burning Heart gives birth to Horus

Seth slams the lid of Osiris' coffin shut.

The Ascending Isis & Osiris, The Butterfly

Isis, the burning heart #2
Seth, the dragon
Horus, the falcon
Osiris the rose

Stories in the Reflections: The Fort

Out of the Fort's largest circle springs this astonishing long range reflection. I remember my reaction when I found it...

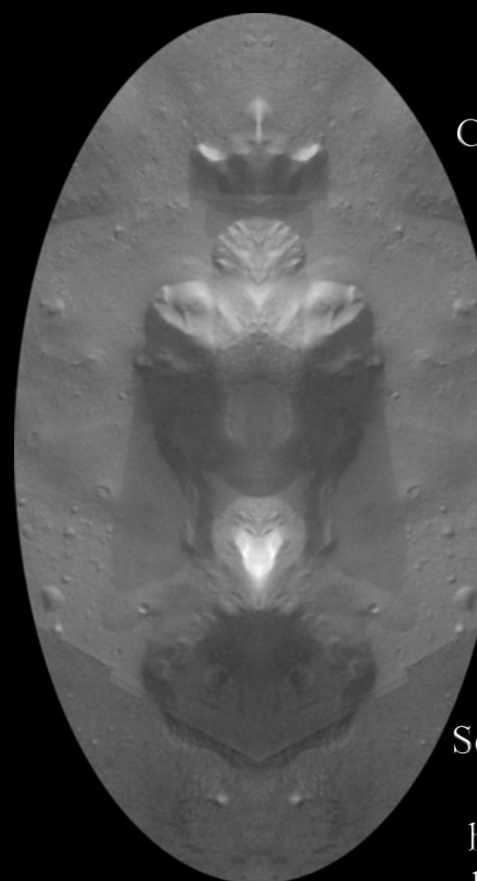
"JACKPOT!"

The appearance of Seth carrying Ra through the underworld during The Battle of The Face is retold during the contention of Isis and Seth through the Fort.

This long connecting scene appears on a 19.5 line that corresponds to our solar system's ecliptic plane. While this reflection reinforces Seth's presence on the Fort, it was also a vital clue in determining that Cydonia tracks our solar system's tilt relative to our Milky Way. It was also incredibly valuable in leading me to the explicit prediction that our Sun has a brown dwarf companion.



Seth as a falcon carries another version of the sea monster, Apep. Another Mayan-like mask is adorned with another image of a falcon.



Crowned face of Ra



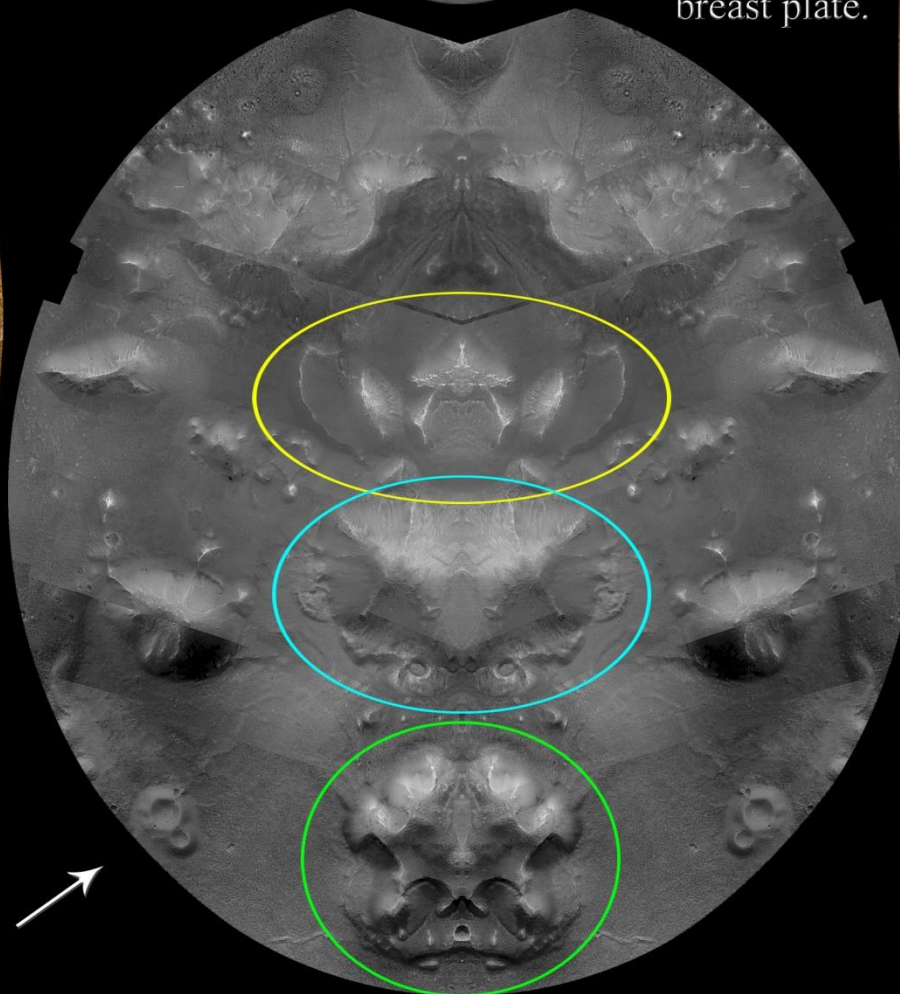
Another pentagon



Sea monster, Apep

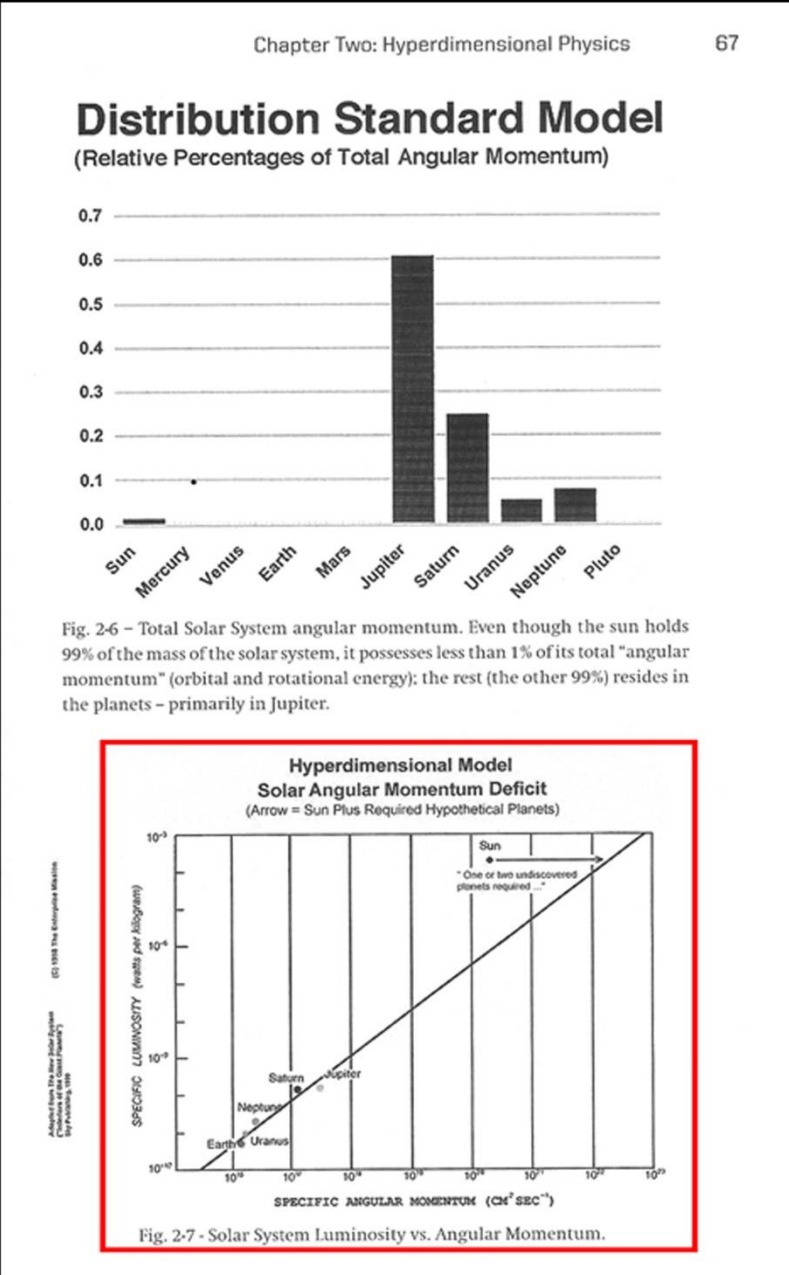


Seth rising out of another heart shaped breast plate.



The Fort, Key, & Aslan: The Dark Star Prediction

“And the third angel sounded, and there fell a great star from heaven, burning as it were a lamp, and it fell upon the third part of the rivers, and upon the fountains of waters; [11] And the name of the star is called Wormwood” –Rev 8:10



This graphic is more evidence that Hoagland already knew much more than he was saying about Cydonia. It is a scan from Hoagland’s and Bara’s book, “Dark Mission”. The graph outlined in red helped me realize that the Fort, with its myriad of amazing reflections (including another sphinx), represents a hidden dark star in our solar system. The Key and Aslan, along with some other very explicit sites, helped me predict the orbit and current position. So what is luminosity and angular momentum?

Luminosity refers to brightness in watts/kilogram. Angular momentum refers to orbital or spin energy.

When Hoagland plotted our solar system against these two data points, he noticed the Sun was out of whack. He reasoned a brown dwarf star would bring this “Solar Angular Momentum Deficit” into balance.

What jumped out at me about this graph is that Hoagland does not mention what actually gave him the idea to plot angular momentum vs. luminosity. I mean, there’s absolutely nothing in the geometry in and of itself that could possibly inspire this bit of genius. And make no mistake, that’s exactly what it is... genius. I believe the only way he could have been inspired to connect luminosity and angular momentum is if he knew all about the reflections (luminosity)... and their spinning nature (angular momentum).

There have also been rumblings in the science community for at least the past 20 or so years that our Sun might actually have a brown dwarf companion. They’ve even named it Nemesis. I suppose “Wormwood” would have been too obvious.

NASA’s probe, WISE, is in fact already discovering nearby brown dwarfs. The only thing missing is confirmation of our brown dwarf. It is my contention they are holding back information because Cydonia’s unveiling needed to come first.

I remember the night I made the connection between the Fort and this graph. I was playing cards with my mom and all of a sudden it just clicked. I sprang out of my chair and was so excited I couldn’t continue playing. I suddenly realized that the battle of Horus and Seth was playing out in The Face’s reflections and The Face represents the Sun. I also saw the reflections coming out of the Fort include burning hearts and unmistakable reflections of Seth. So I reasoned that the battle between Isis and Seth was playing out in the Fort’s reflections. Therefore, I reasoned, the Fort must represent the dark star Hoagland is predicting on this graph.

Very much like The Face, the Fort is a symbolic representation of a brown dwarf orbiting our Sun.

Having said that, once I installed Redshift and began learning how Cydonia tracks the heavens, it wasn’t long before I was able to begin predicting the exact position and orbit of this supposed dark star.

Again, the only way I was able to do this is because of the symbolism. I had to realize the significance of certain events. For example, the merging of Sirius and Orion through a very prominent site on the Key becomes extremely critical. There is also a sphinx on the Key (see 2nd “The Key” graphic; top middle) as well as a reflection that actually looks like a “dark star”. (See 1st “The Key” graphic; lower left) On a hunch, I inserted Nemesis into the scenario. In doing so, I was able to make a very critical assumption. That assumption is Nemesis’ first “known” location at a specific moment in time.

What I needed next was another moment where it makes sense to insert this dark star. That moment came through the Fort when Sirius reaches maximum. There is another site on the Fort that Sirius cannot ever reach. It makes sense to insert Nemesis here as their synchronized rising would perfectly ‘capture’ an object that reflects the contention between Isis and Seth.

Now that I’ve pinned down a second position in time, I know the rate of travel for this dark star on Cydonia’s horizon. All that is left to determine are the maximum and minimum values for travel.

All of a sudden, the “outer reaches” of Cydonia made perfect sense to me. Those monuments in the north are literally tracking Nemesis’ movement. They end with a very deliberate, obvious, and super long range site.

The position of the Key and Aslan provided me the means to predict the minimum.

Finally, in order to determine the inclination of the dark star’s orbit to the ecliptic, all I did was compare. Not shown here but illustrated in Can of Worms on my website; Given that the planets orbit on the ecliptic and Pluto orbits at an inclination of 17 degrees, I simply plotted Pluto and a few planets. Then I compared the results. Given what I saw, I reasoned that this dark star’s orbit must be inclined 37.3 degrees from the ecliptic.

The clincher is length of orbit. Every 19.5 thousand Earth years, Nemesis completes ½ an orbit.

Its current position is directly opposite Orion in the celestial sphere.

For whatever reason, we still don’t have high resolution data for a major monument called Aslan. The next ~1000 years are highlighted through it. The geometry that unfolds as Nemesis sets during this time span is a perfect reflection of the geometry that emerges through The Face and D&M during summer and winter solstices. It is my contention that this is a reflection of the 1000 years of peace prophesized in The Bible.

Why do I think so?

Because symbolically, once Nemesis is officially discovered, Seth will be exposed and lose his advantage. Seth is Nemesis. Just like Horus is the Sun and Isis is Sirius.

There’s one small last thing. Given I had to use the Fort, Key, and Aslan to determine Nemesis’ position. Given there is a single sphinx found on both the Fort and the Key. It is reasonable to assume we will find one more sphinx on Aslan should we ever be graced with high resolution images of this very provocative and useful monument.

Science is *nothing* if not *prediction*.

Through the geometry & symbolism of Cydonia, I can predict the current location, length, & inclination of orbit for a dark star hiding in the farthest reaches of our solar system.


If my interpretation of the symbolism is correct, Nemesis orbits the ecliptic at an angle of 37.3 degrees at a rate of once every 39,000 Earth years... (19.5 x 2)

In my mind, this constitutes extraordinary evidence that our entire solar system is designed.

During the next 955 years, Nemesis will set over Aslan at key “tetrahedral” angles on Cydonia’s western horizon. (1,000 years of peace, anyone?) While it sets, Orion rises in the east making her current position nearly opposite him in the celestial sphere. These future alignments are a perfect *reflection* of the summer & winter solstice alignments spanning The Face & mighty D&M Pyramid.

The Dark Star

The contention of Isis and Seth plays out vividly on the Fort. Given that and the fact that Sirius maxes out at the bottom of the Fort, I thought it was reasonable to insert Nemesis on the top. This way, Nemesis and Sirius perfectly capture the Fort simultaneously at a specific moment in time. The next reasonable insertion is to create another “trinity rising” through the Key when Orion and Sirius converge. These two insertions enable calculation of Nemesis’ rate of motion.



What is the Fort?

The Fort is a symbolic representation of our Sun's dark star companion, "Nemesis"

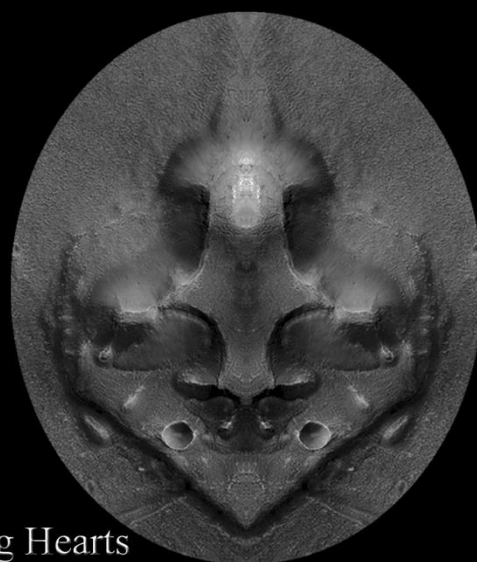
Once again, on high resolution data (top right) observe how perfectly the Fort is "captured" by Nemesis and Sirius. Notice the three circles and their positions in contrast to The Face's one circle that is centered. All three reveal some of the Fort's major reflections.

The biggest of the circles gives off the major long range reflections used in "Exploded Planet Hypothesis".

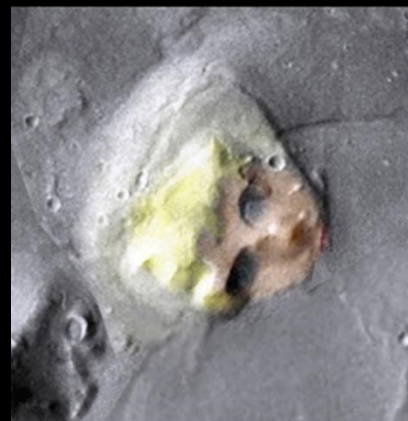
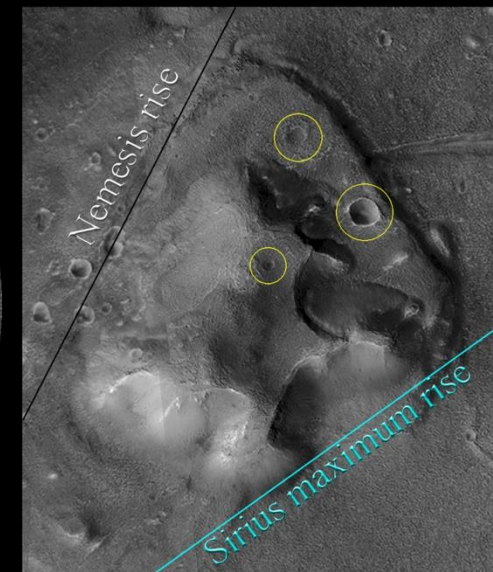
Also notice the obvious symbolism for Isis and Seth. There are lots more on "The Fort" graphics, but shown here are two separate burning hearts with dark faces in their middle. There is a sad/dark sphinx with testicles just like the lion on The Face. It stands to reason if the battle between Horus and Seth represents our Sun, then the battle between Isis and Seth represents Nemesis.



Burning Hearts

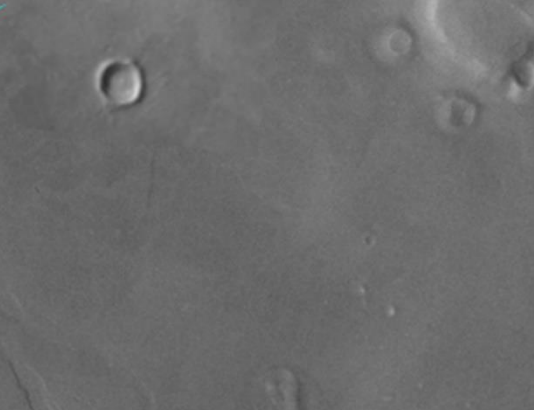


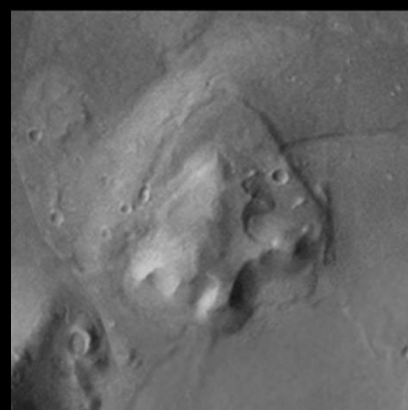


Testicles of Seth



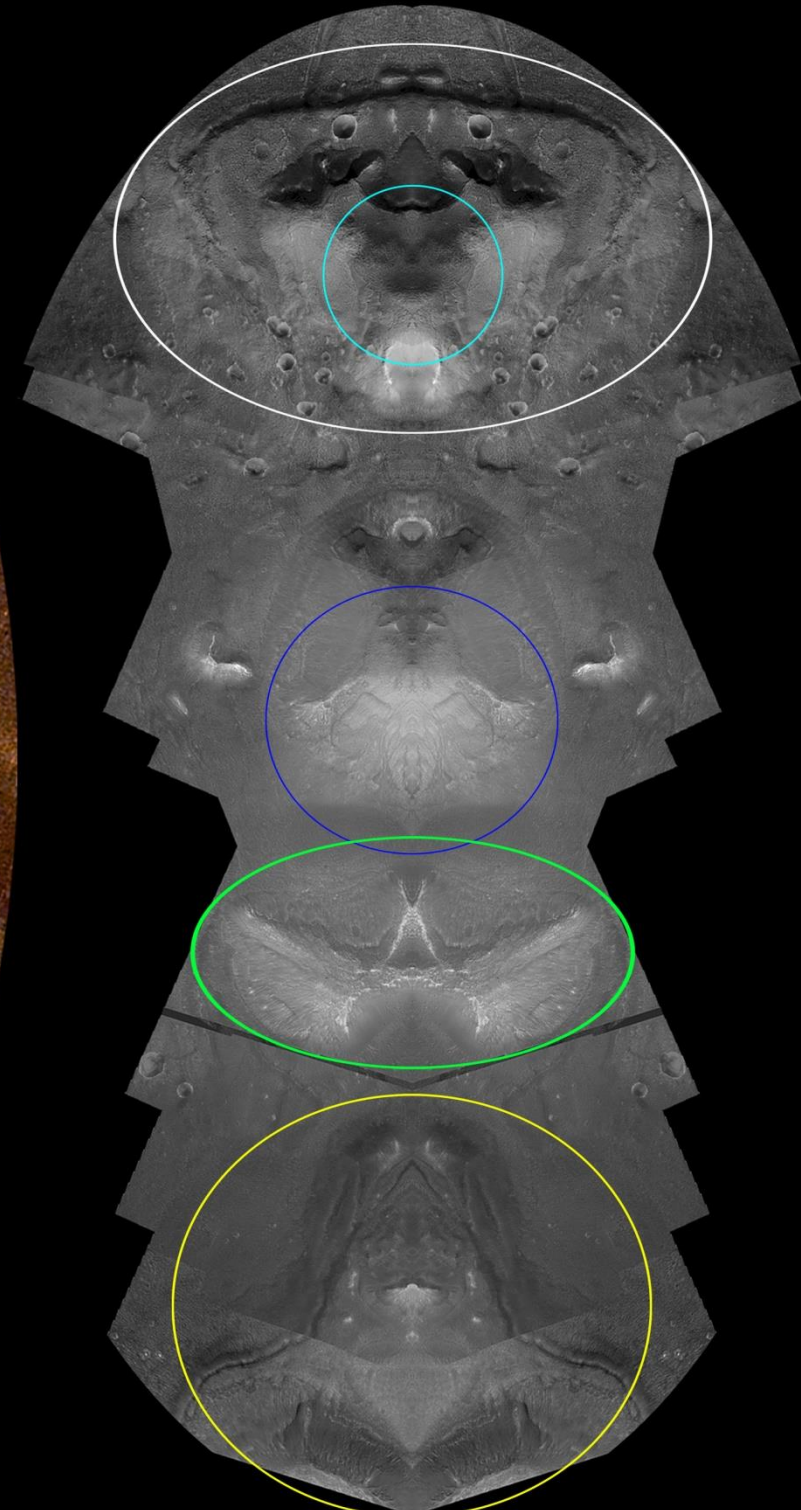
A profile of Isis gazes towards The Face. Her yellow hair is the profile of another lion or jaguar looking the opposite way.

Color graphic courtesy "Marsrocks"



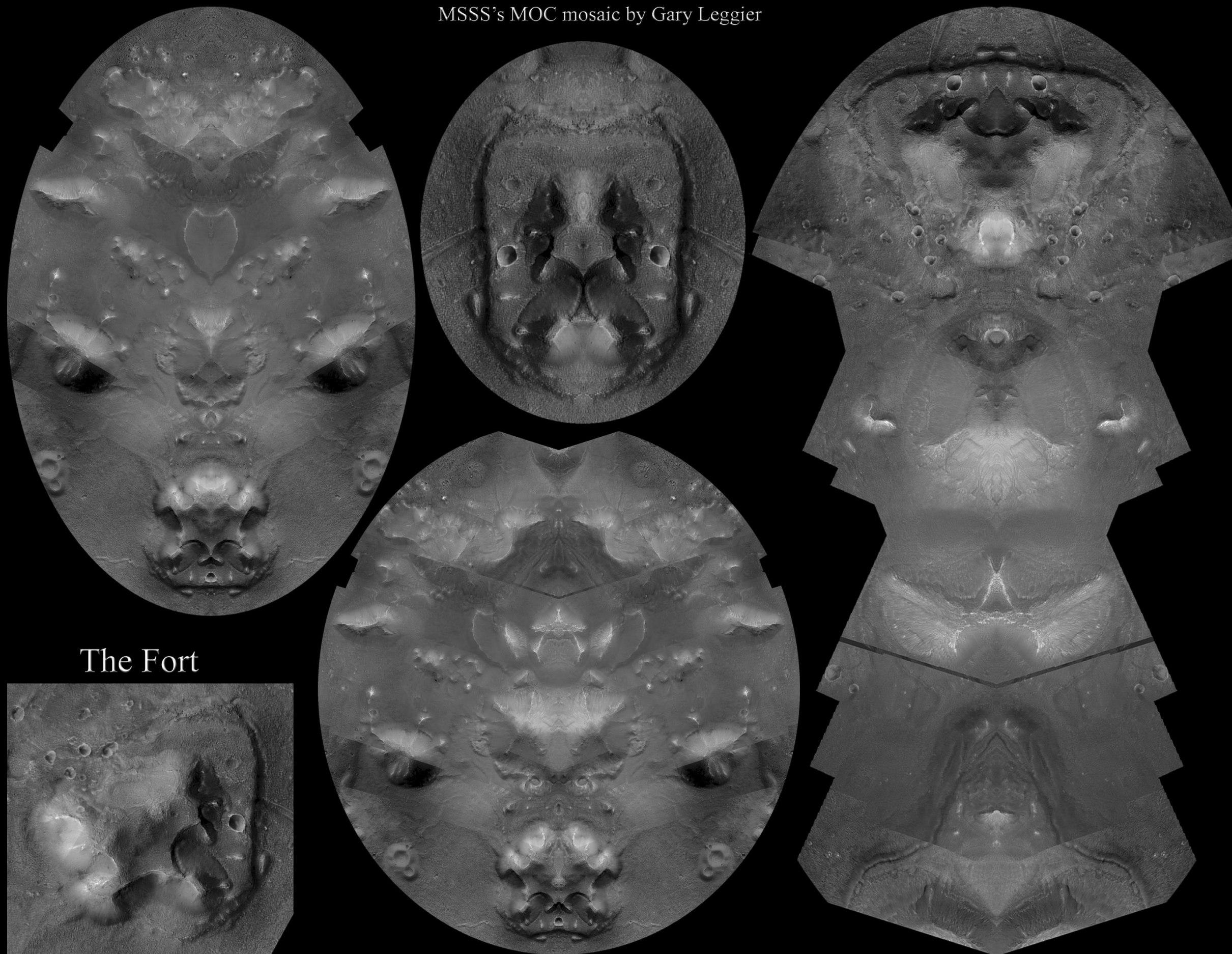
More Stories in the Reflections: The Contention of Isis & Seth

“When Set saw Isis there, he transformed himself into a bull (circled white) to be able to pursue her, but she made herself unrecognizable by taking the form of a **bitch with a knife on her tail**. Then she began to run away from him and **Set was unable to catch up with her**. Then he ejaculated on the ground, and she said, 'It's disgusting to have ejaculated, you bull!' But his sperm grew in the desert and became the plants called bedded-kau." - Jumilhac Papyrus



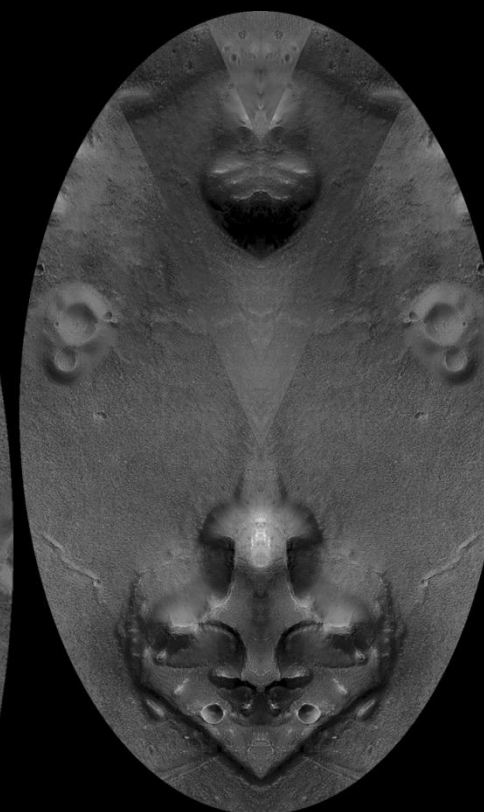
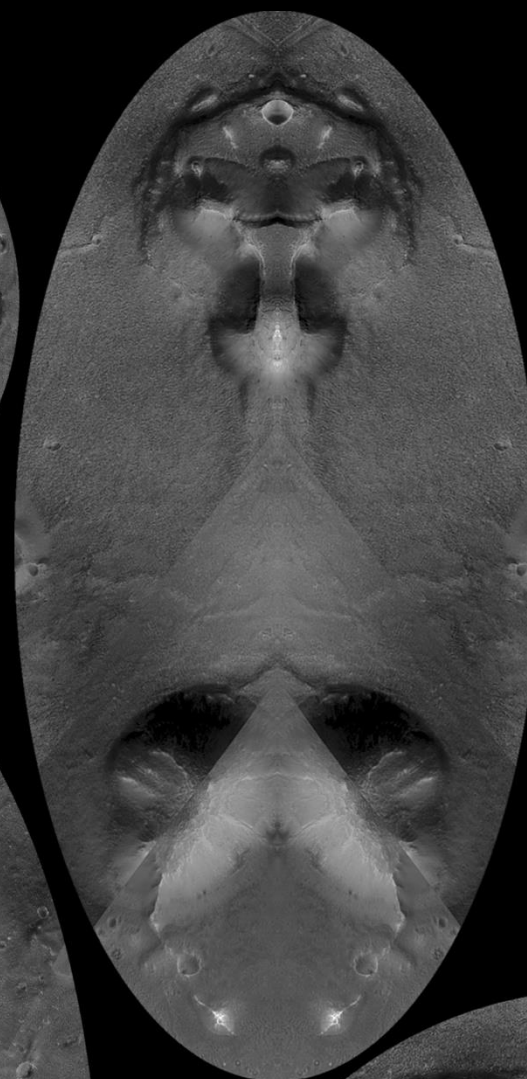
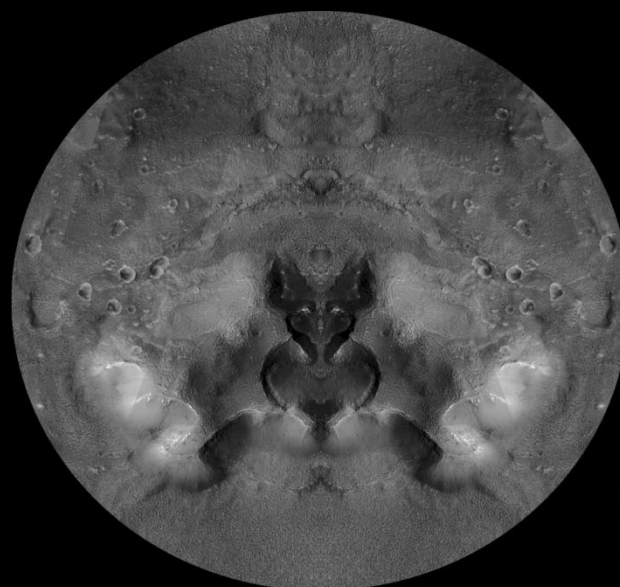
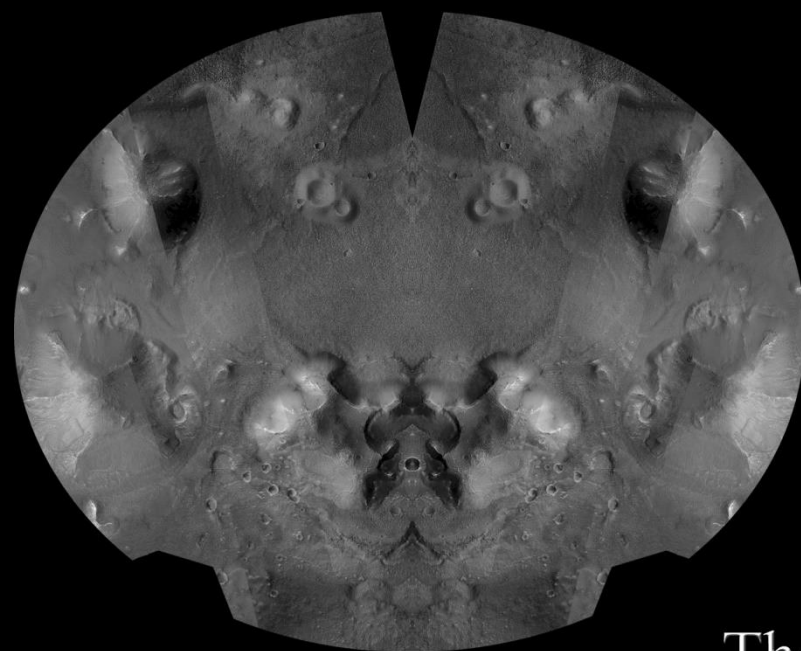
→ A phallus (with a pentagon inside) symbolizes Seth's ejaculation

MSSS's MOC mosaic by Gary Leggier



The Fort

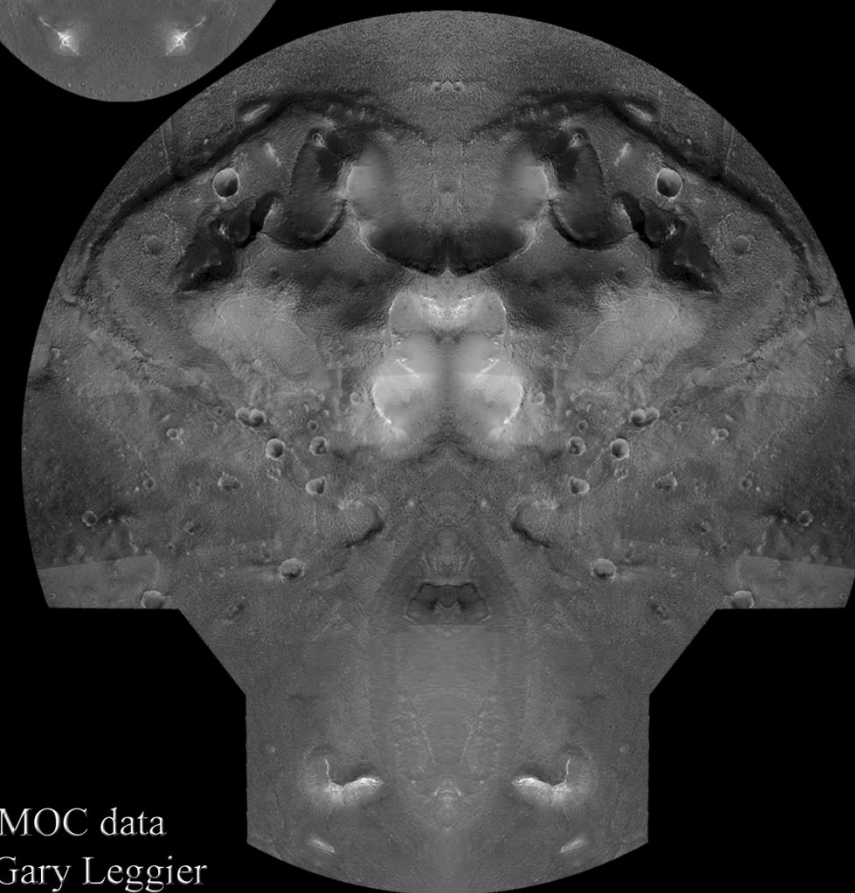




The Fort

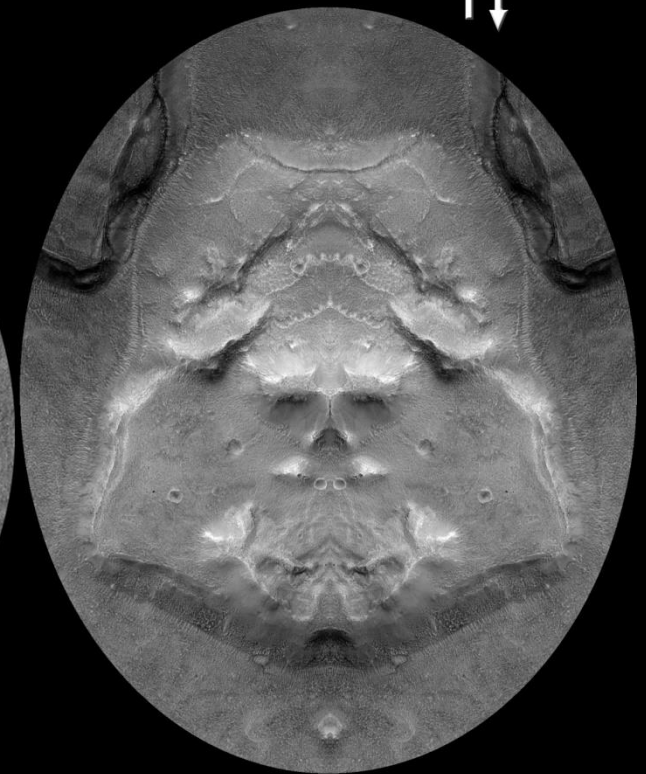
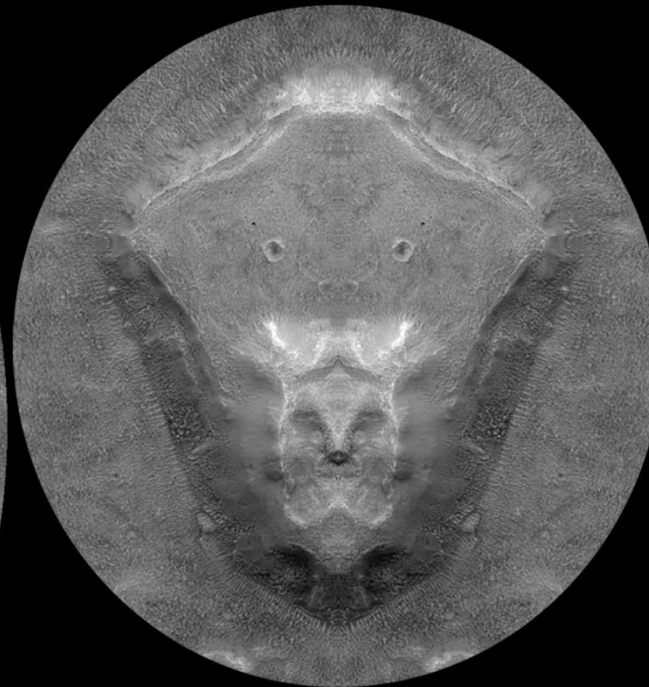


MSSS's MOC data
mosaic by Gary Leggier

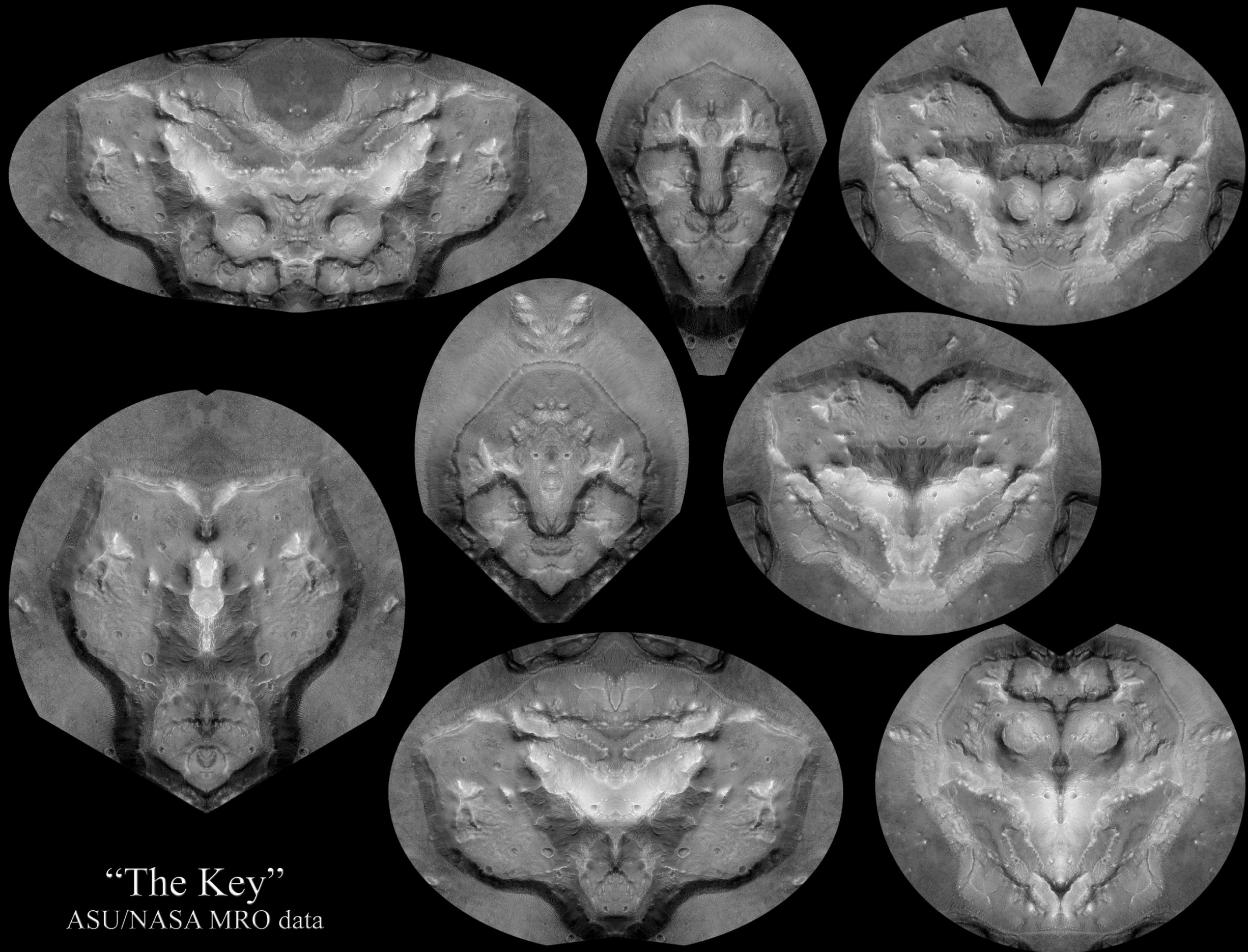




“The Key”

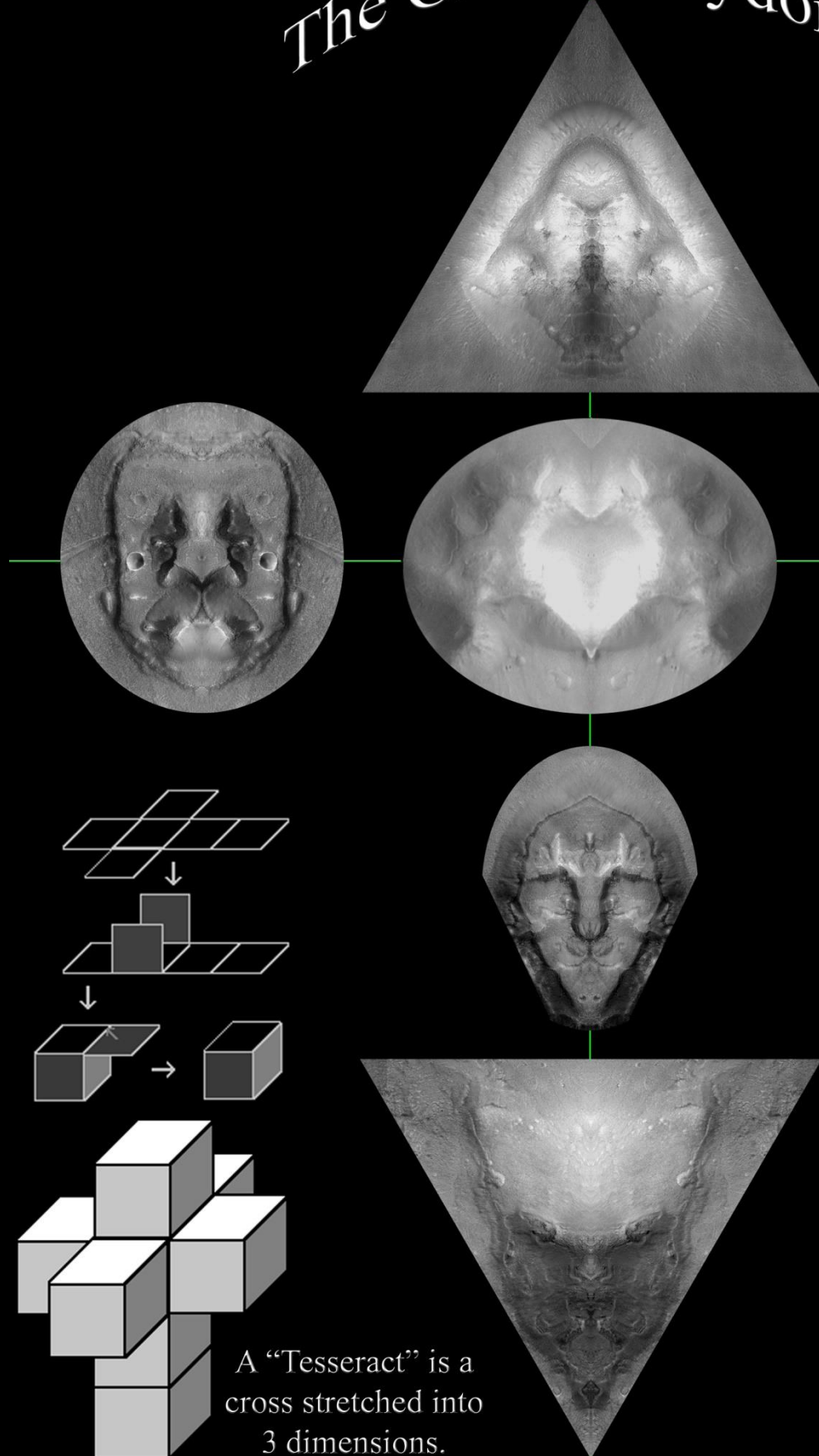


ASU/NASA MRO data



“The Key”
ASU/NASA MRO data

The Crux of Cydonia



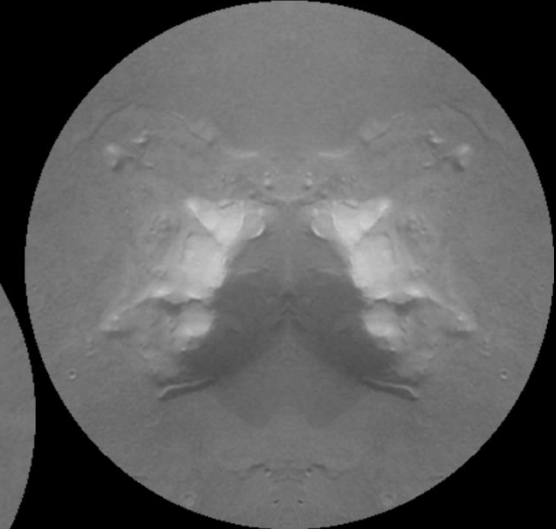
Aslan & The Missing 6th Sphinx

Science is nothing if not prediction. I predict that upon high resolution data, a 6th sphinx will reveal itself and replace the burning heart. Once in place, it will complete Cydonia's tesseract of sphinxes.

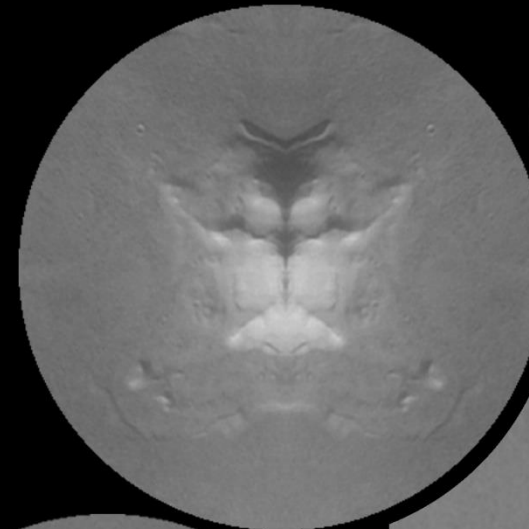
The reason I say this is because Aslan was essential to predicting the dark star's orbit. For the next ~1,000 years, the dark star will set over this monument at 19.5 degrees.

Since there is a sphinx on the Fort and Key and all three monuments were essential to plotting the orbit, it stands to reason there should be a sphinx on Aslan too.

Butterfly



Falcon



Lion



The Exploded Planet

“Euclid taught me that without assumptions there is no proof. Therefore, in any argument, examine the assumptions.” -E.T. Bell

One of the major hypotheses of the Cydonia saga is that Mars was the moon of a much larger planet called Planet V. According to the hypothesis, Planet V exploded about 65 million years ago. The explosion laid waste to our solar system wiping out much more than simply the dinosaurs. The most obvious evidence for this catastrophe is the asteroid belt. The man responsible for developing EPH (exploded planet hypothesis) is the late Dr. Tom Van Flandern.

According to his website; “Dr. Van Flandern worked at the U.S. Naval Observatory for 21 years and became Chief of the Celestial Mechanics Branch of the Nautical Almanac Office. His team contributed to the regular production of The Nautical Almanac, among other projects. After retiring from the civil service, Van Flandern served as a Research Associate at the University of Maryland Physics Department, and as a Global Positioning System (GPS) consultant to the Army Research Laboratory.

In his book "Dark Matter, Missing Planets and New Comets", Dr. Van Flandern presented the case for several controversial theories, most notably that the speed of gravity must propagate significantly faster than the speed of light; both comets and asteroids are remnants of an exploded planet; back-ground radiation is not caused by an expanding universe and therefore the big bang is invalid; Mars is an escaped moon of an exploded planet formerly located in the asteroid belt; and that some structures on Mars are artificial. Dr. Van Flandern successfully predicted the discovery of asteroids with satellites, co-published peer reviewed papers on the speed of gravity with J.P. Vigier, and collaborated with Esko Lyytinen in improving the model for predicting meteor showers. Unfortunately detractors frequently use his claims of artificiality on Mars to marginalize both him and his work.” –www.metaresearch.org

Interestingly, Dr. Van Flandern was also a proponent of The Face. I currently believe that he started pursuing all of these “wild” theories because he also knew far more about Cydonia than he was letting on.

Now that you have a little history here’s how the “Exploded Planet Hypothesis” falls out of Cydonia.

Given The Face represents our Sun and assuming my prediction that the Fort represents an undiscovered dark star is true, my attention became focused on the D&M. For quite some time I had a hunch that the D&M somehow represents the super massive black hole at the center of our Milky Way. The geometry of Cydonia validates this assumption through one of the most obvious sites in Cydonia... the “Eye” of the D&M.

This marker represents the Milky Way’s equator. How I know this to be true is simple. Given our solar system’s current alignment of 60 degrees relative to the Milky Way’s equator, I simply dropped in the appropriate line to represent our solar system’s ecliptic (orange). Then I dropped in a line 60 degrees from that (mint green). The result was instant validation and multiple revelations.

Immediately, through this one simple assumption and measurement, several things came into focus.

1. I prove that the D&M Pyramid represents the super massive black hole spinning away at the center of our Milky Way.
2. In doing so, I learned that our solar system has its own obliquity as it orbits the Milky Way.
3. I learned that the rate of obliquity for our solar system relative to the Milky Way’s equator is 65 million years per 19.47 degrees.
4. The line that reflects the King (light blue) is a line that goes straight through the large circle on the Fort. If I assume that the giant circle on the Fort represents Planet V, some very interesting things happen. This line is .3 degrees away from the previously established ecliptic line. Both lines capture The Face. This suggests that both lines reflect our solar system’s ecliptic at different points in time. The .3 degree discrepancy represents the margin of error induced by the vast lengths of time.
5. That revelation is then reinforced as follows; the white 33.3 line catches the Eye on the D&M and runs tangent to the Fort’s giant circle. That marks the beginning of our ancestor’s former high tech civilization.
6. The Dragon and Saddened Sphinx come into focus on the two red 33.3 degree lines. These lines represent the obliquity of our solar system when Planet V exploded.
7. The window between the King and the destruction of Planet V just happens to be 2.35 degrees of ecliptic tilt per 7.8 million years passes. 7.8 is 19.5 x 4.
8. The current 60 degree alignment demonstrates that Cydonia was designed to be decoded now. It would be possible, but would be much harder to decode without that line connecting the Temple Mound and the D&M’s Eye.
9. In this symbolic scenario, I assigned the Temple Mound to represent Mars as the moon of Planet V. The geometry connecting them (salmon) just happens to mirror Earth’s current obliquity... 23.5 degrees... and the arrangement of our own Earth/Moon system.
10. I was able to march the geometry even further back in time and discover a trinity rising out of the Eye of Ra on The Face. 86 million years ago, the symbolism of Cydonia completes itself with the synchronized rising of Regulus, the Heart of Leo, followed by Earth, followed by the summer solstice Sun.
11. One of many implications here is that our entire solar system has been designed and physically arranged.

The King



The Dragon



The Sphinx


Exploded Planet Hypothesis

Through precision geometry & ingenious symbolism, Cydonia tracks our solar system's tilt & history. What is described here is nothing less than explosive confirmation of Dr. VanFlandern's "Exploded Planet Hypothesis".

Dr. TVF's theory states that the asteroid belt is the remains of a large planet that exploded 65 millions of years ago. He has also argued that Mars was the moon of this exploded planet we now call V. When V exploded, it laid waste to our entire solar system and was likely the real reason dinosaurs went extinct.

I discovered these three major reflections early on in my research. I had also posited early on that if The Face represents the Sun, the D&M might represent the super massive black hole at the center of our Milky Way. I put it all together once I realized the puprose of the "Temple Mound".

Now that I knew where to stand and where Mars' true north is I just plugged in the numbers and this 'magic' fell out. The current galactic equator grabs the D&M in a very precise and meaningful way. The big circle on the Fort becomes V because the ecliptic line that reveals 'The King' passes straight through it. The destructive dragon and saddened sphinx appear 65 and 7.8 million years ago. They represent planet V's demise and so much more.

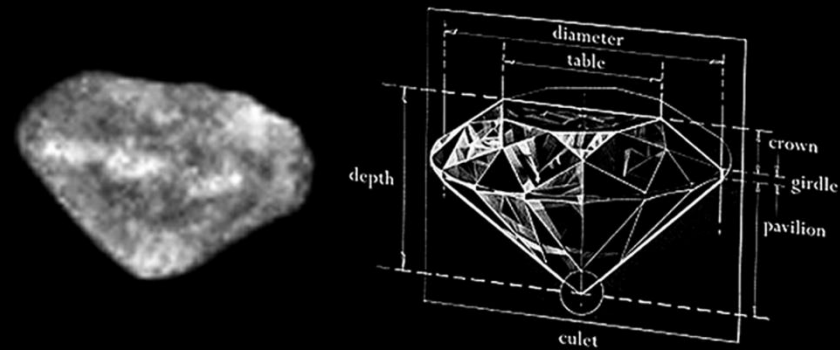


The Aftermath of Planet V's Destruction

Shown here are a few examples that demonstrate how high tech our ancestors really were. What you're looking at here are ancient derelict space ships and high tech ruins on our Moon! Not only is there a giant monolith on Mars' moon, Phobos, Phobos itself is 1/3 HOLLOW which means that IT is a space ship too! When viewed from the elevated perspective that Cydonia creates, the evidence is undeniable.

"Asteroid" Steins

Graphic courtesy Richard C. Hoagland



Close up of "comet"
Hartley 2




Saturn's "moon" Iapetus compared to Star Wars' Death Star and peculiar ancient artifacts found in Africa.

Courtesy Richard C. Hoagland



Monolith of Mars' "moon", Phobos



Apollo 16 image: AS16-116-18603

Courtesy Keith Laney.net



Hoagland enhancements
of "Data's Head" on
Earth's Moon




Apollo 17 image: AS17-132-21000

Courtesy Richard C. Hoagland




ESA's Rosetta captures images of “impossible” ruins on the “comet” 67P/Churyumov-Gerasimenko.



In August of 2014, ESA's Rosetta mission arrived at this remarkable relic of the catastrophe. This is no 'comet'. It is an ancient derelict spaceship. Boxed in yellow is the first view of the “cylinder”. That is overlaid on a screen capture from a short movie ESA produced called, *Ambition*. The image is the climax of the film. We see a hand waving to Rosetta as it is bathed in sunlight. The Sun is also illuminating a scene of obvious architectural ruins as well as a second view of the “cylinder”. This second view confirms it really is a cylinder with a thin wall on top. The lower two images are from close flybys. They appear to be ruined sculptures. On the right a giant sculpture of a lion or sphinx. To the left of that, a scarab beetle with clearly serrated jaws.




It is also noteworthy that the entire mission has been dedicated to an Egyptian theme. Including a close flyby on Valentine's Day... Roses and hearts = Osiris and Isis.



One side of the ship appears to have been carved into the face of a bulldog. That connects to Cydonia through the very same and specific breed depicted in the main “Dog Star” reflection.



ESA also illustrated how large this ship is. Here, they compare it to Rome. I can also tell you that its volume is equivalent to ~13,500 Sears Towers. It would have been able to sustain a population of millions who would have been looking up at the stars through a giant glass dome that encapsulated this gigantic interstellar space ship.






Curiosity... The “Curiously UN-Curious” Martian Rover




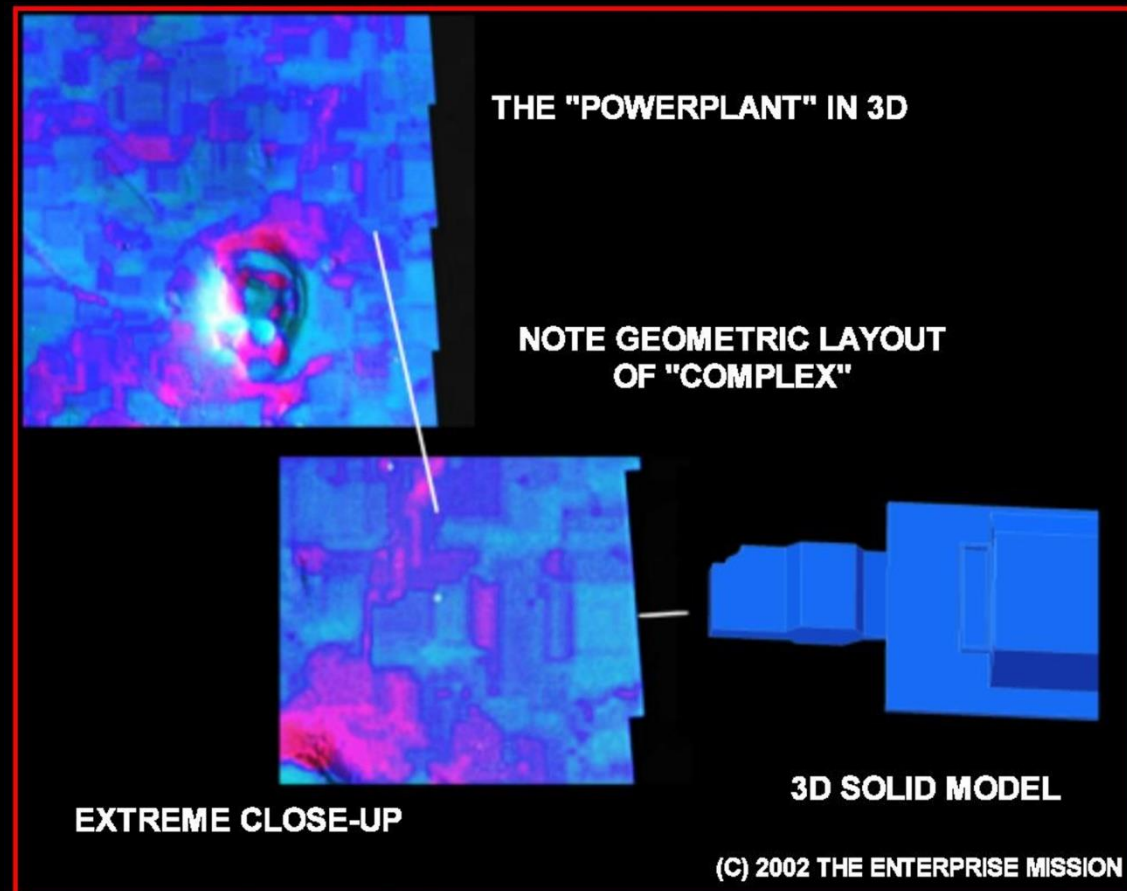
There is junk at the feet of NASA’s rover. Off in the distance, some buildings appear to be still in tact. There are even some massive sculptures lying around. Shown here are but some of the remains of what must have been an epic civilization.

↑ Stereo image of “junk” courtesy of Hoagland ↑



The Blockies

Outlined in red are Hoagland graphics and enhancements of some very controversial infrared THEMIS data. It is Hoagland's contention that these "blockies" are the heat signatures of buried building foundations. It stands to reason that if he is right, their orientation should correspond in a meaningful way to previously established geometry. Notice that the "blockies" conform to the D&M's major axis of symmetry. This specific orientation not only validates the data, it lends a tremendous amount of weight to Hoagland's hypothesis. The questions that arise in my mind are; Is Cydonia and the buried city part of the same civilization? Or is Cydonia constructed on top of these ruins as a sort of beacon? Or is it possible that we are looking at an extant civilization's underground mega-city? I believe these are fair questions that deserve answers.



Reflections, Reflections, Reflections

“I am Alpha and Omega, the beginning and the ending, saith the Lord, which is, and which was, and which is to come, the Almighty.” –Rev 1:8

What’s to follow is simply a “best of” collection. I still think there is a sequence that will reveal every intentionally designed reflection. I think the Geometric/Symbolic relationship model is the beginning. I could certainly be wrong, though.

In any case, I want the reader to study these images. Look at them closely AND from a distance. Turn them upside down even. I promise you’ll be just as amazed as I still am.

I’ve not labeled these with the intention of allowing the reader to discover what some of these reflections are for themselves. There are two, however, that I will describe here so that you will know what you’re looking at when you see it.

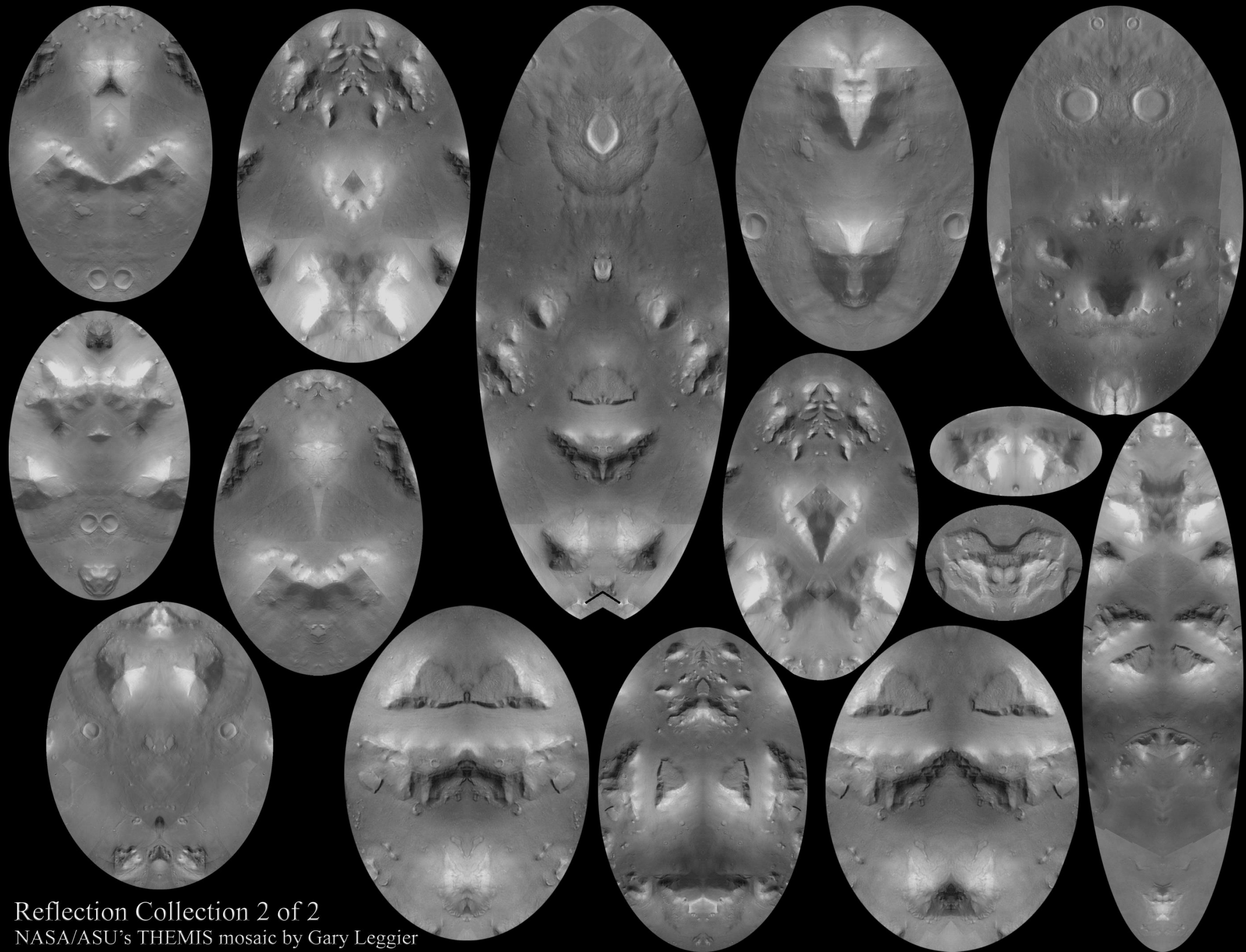
First is the reflection I’ve been referring to as the “centerpiece” of Cydonia. It’s at the top/middle of the first graphic. From the bottom up it’s a rose, falcon mask, dragon, and a burning heart.

The second reflection I want the reader to notice is the “Alpha & Omega”. It is top/right of the “Hi-Res” graphic. There are two prominent dog faces in that image. Then go back to the first graphic and find the counterpart with some perspective. Notice the HUGE dog face dominating the image.

As for the rest, I’ve already highlighted some of them. I’ll leave the rest for each of you to discover on your own.



Reflection Collection 1 of 2
NASA/ASU's THEMIS mosaic by Gary Leggier

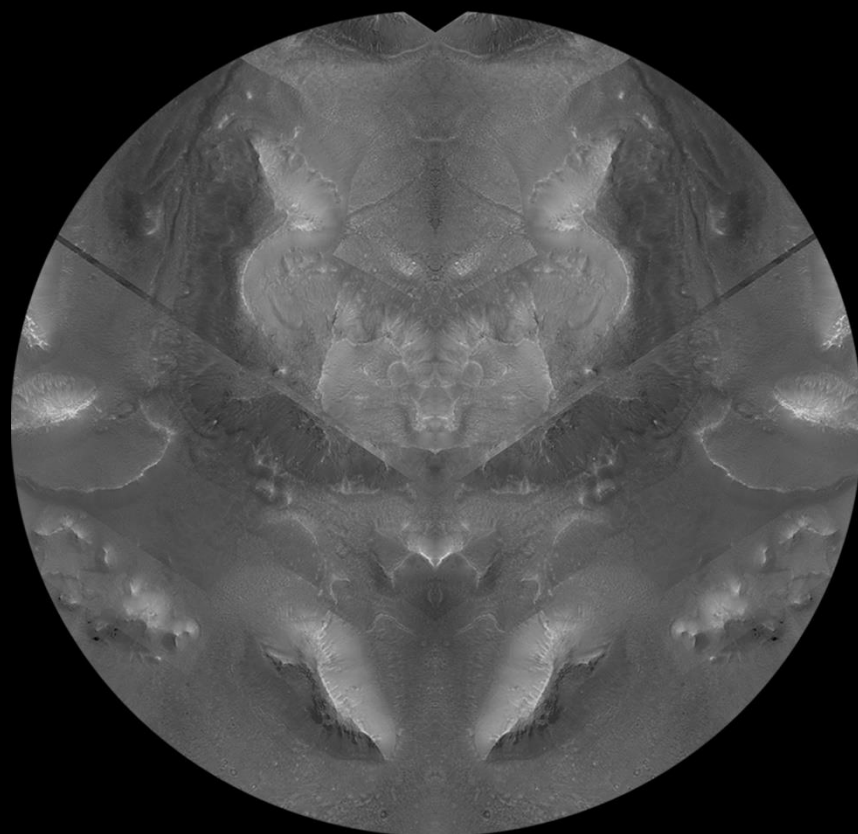
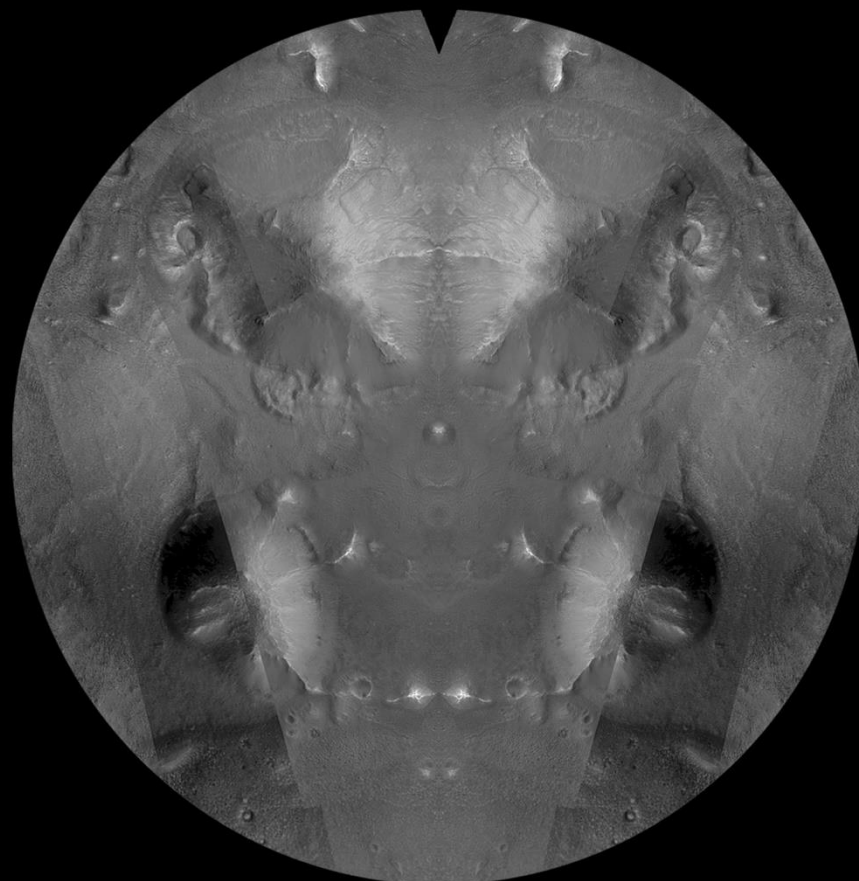
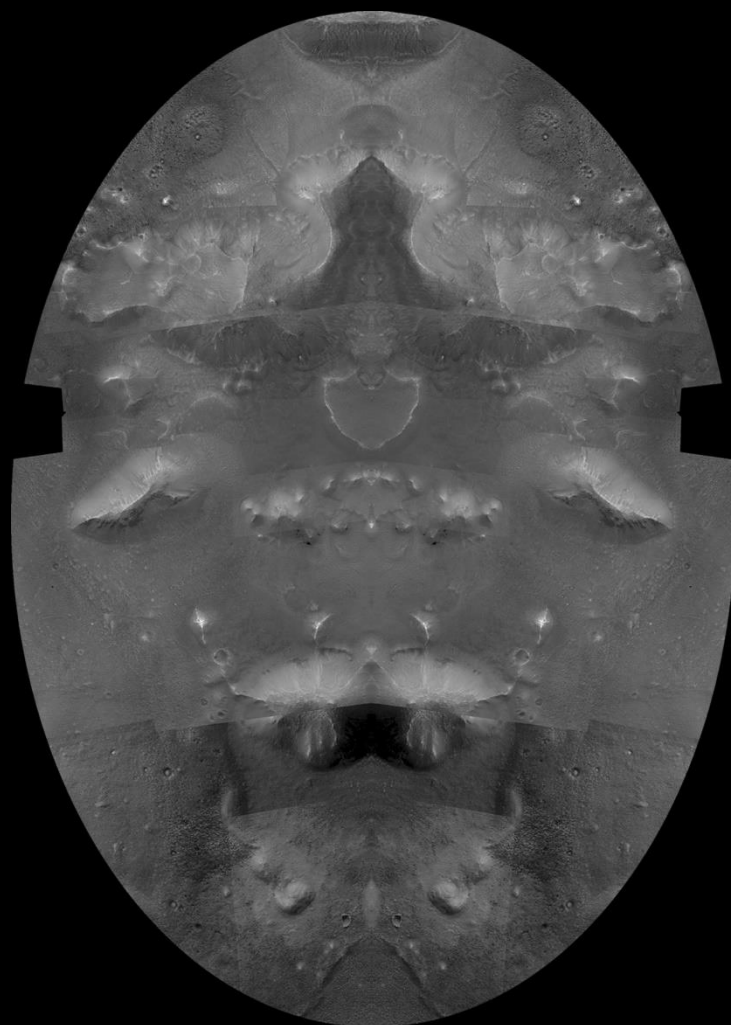


Reflection Collection 2 of 2
 NASA/ASU's THEMIS mosaic by Gary Leggier

Color Reflection Collection
ESA's Mars Express & NASA/ASU's THEMIS

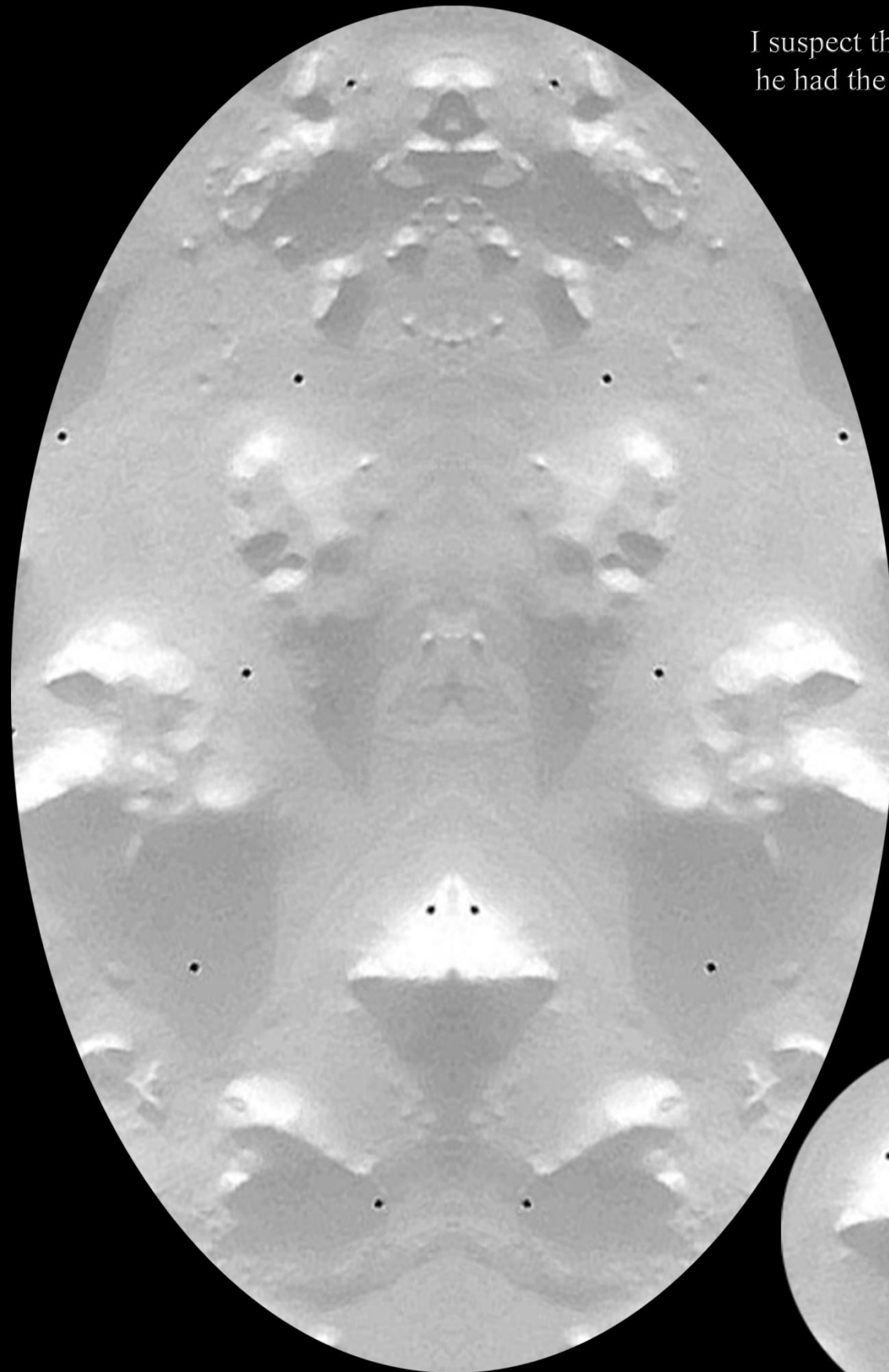


Hi-Res Reflection Collection
MSSS's MOC mosaic by Gary Leggier



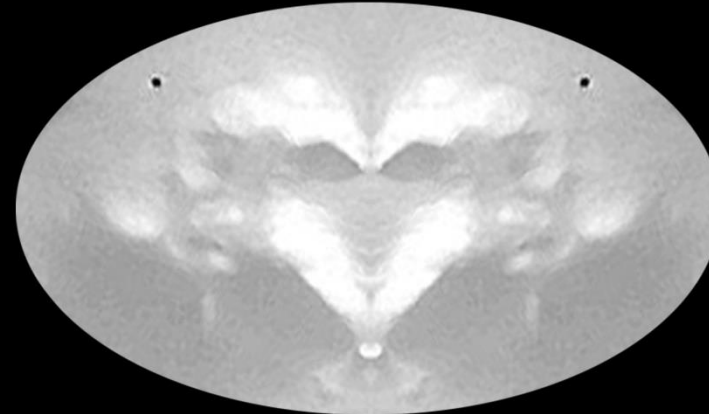
Viking

I suspect that Hoagland found one or more of these large unenhanced reflections before he had the idea to reflect and enhance the Face's 1st sphinx. All of these reflections are unenhanced, yet they are still obvious.

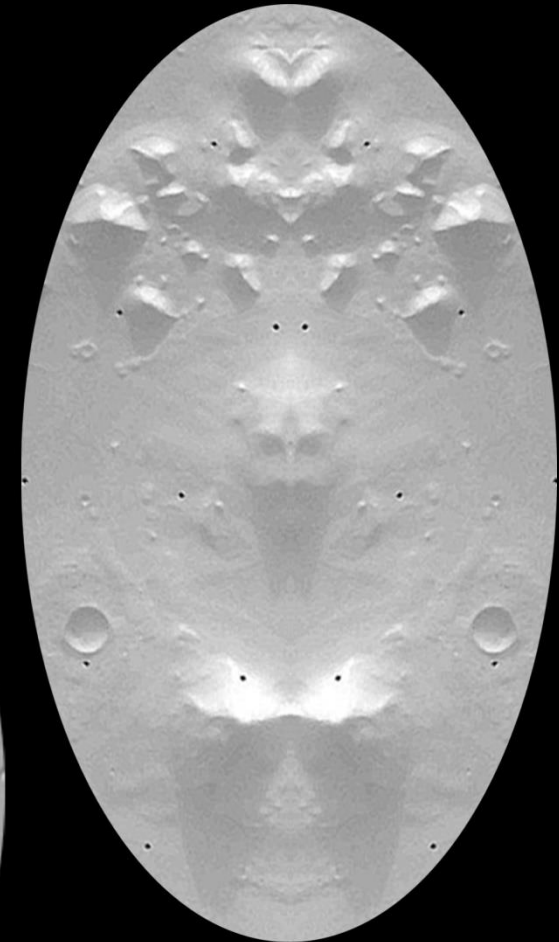


The Dog Star

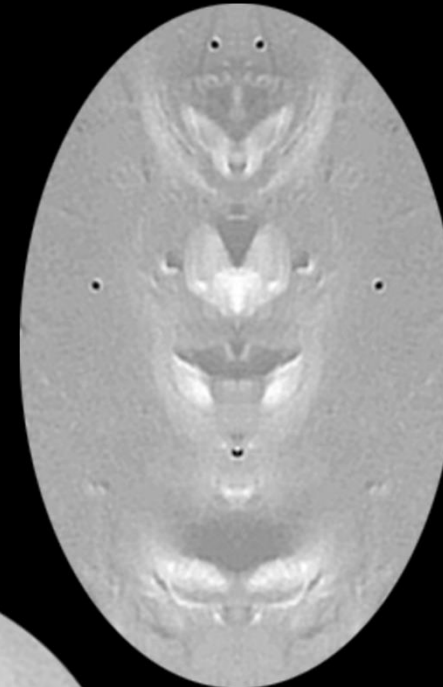
The Burning Heart



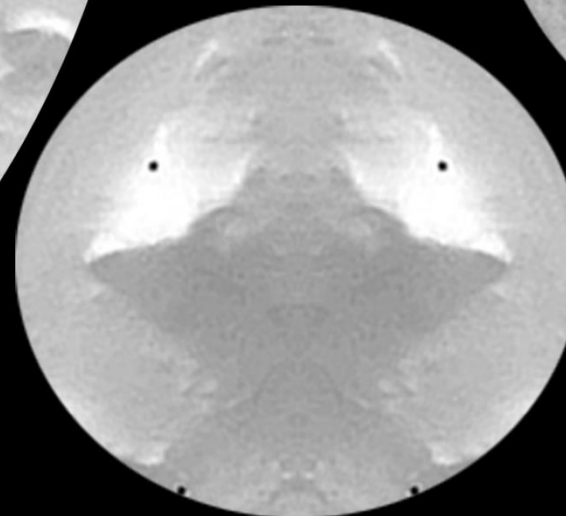
The Rose



Isis and Seth



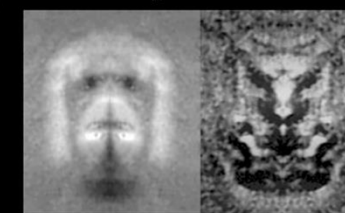
The Dragon



The Sphinx of the D&M



Hoagland's enhanced
Sphinx



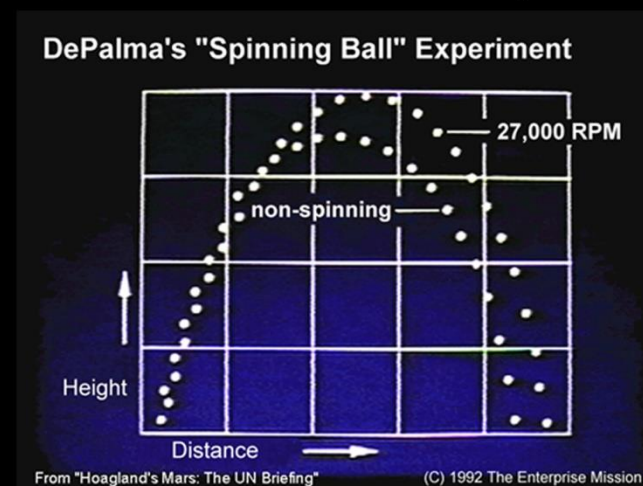
Connections

"Sometimes we can't see what's right in front of us, because it's behind us, and we're looking in a mirror." -Jarod Kintz

This graphic is a composite of some of the most "in your face" symbolism I could find. I've assembled it because each example, when viewed from the Cydonian perspective, implies knowledge of the truth at some level. What I mean is, if the researchers I've mentioned were all "in on it", who else is in the know?


I'm going to briefly describe just a few and leave the rest for the reader to reflect upon on his own.

1. For me, the most impressive connection made on this graphic is the St Peter's Basilica layout. When I first saw the Basilica image, of course the pentagon/star shaped garden was an immediate giveaway. What intrigues me most is the shape just to the right of pentagon/star. That building happens to be the "War Room" and is shaped exactly like the first "Sphinx of Seth" on The Face. This was my biggest clue that something was 'up' when Pope Benedict resigned.
2. The Pentagon/D&M comparison was done by Keith Laney many years ago. It remains one of my favorites because of its undeniability.
3. The comparison just above the Pentagon came about at a party I was at. During a conversation about all this, the host pulled out a book about "Wicca" or witch craft. In it, there was this image and the connection was quickly made. The similarity to the D&M's "Sphinx of Seth" cannot be mistaken.
4. Lost: There is simply no way the writer of Lost could not know about the geometry of Cydonia. For those familiar with the show, 815 just happens to be the angle between true north and D&M's major axis of symmetry. 47 and 23 are redundantly used in the show just as they are at Cydonia. Even 108 seconds is a reflection of 4.7 and 23.5. Simply divide 108 by each and you get the other. The writer of Lost even named one of the characters, Horus. Eventually we learn that the battle between good and evil is taking place on the island. In light of all this, one is forced to consider divine inspiration or concede that the writer is in the know. The symbolism employed couldn't be more obvious.






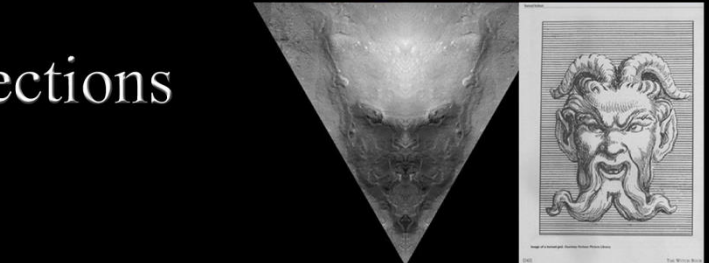



5. Brian DePalma's Mission to Mars (Top left corner): What's so interesting about this film's accuracy is the connection between the director and the late MIT physicist, Bruce DePalma. Bruce and Brian are brothers. Bruce DePalma is connected through his amazing experiments that should have already re-written physics. The experiment was simple. Take a two pinballs and launch them with equal force. Spin one of the balls at 20,000 rpm and the other at 0. Measure the results. The spinning ball, against all known laws of physics, climbs higher and falls faster than the non-spinning ball.

6. Stanley Kubrick's, 2001 A Space Odyssey, when viewed against the backdrop of Cydonia, is a perfect reflection of the encoded message. It takes us from the intervention to the discovery of the intervention through the monolith. The Monolith represents The Face on Mars. The sequel, 2010 The Year We Make Contact, takes the symbolism one step closer to home as Jupiter transforms itself into a bright new star. I find this hard to dismiss as mere coincidence considering one of the major predictions of Cydonia is the existence of a dark star circling our Sun.
7. Rewind to 1958. That's before we "officially" knew there even was a Face on Mars. How could Jack Kirby have known? Or did he know? Maybe he was influenced on a psychic level. After all there is a place for this phenomenon in this "one true physics". My point is, it sure looks as though many people in highly influential positions were preparing us specifically for what Cydonia holds in store. The comic can be read in its entirety here: <http://www.scribd.com/doc/52666560/Jack-Kirby-Face-on-Mars-1958>. The two images are from the cover and final page. They read as follows: REPORT FROM MOON TO MARS EXPEDITION "I" Upon reaching red planet, made discovery of startling nature... initial study of object now under way: have measured its dimensions: analyzed its substance: present objective is to find out the secret of THE FACE ON MARS. With the aid of vacuum gloves and shoes, Koski, Brennan, Lake and I, Ben Fisher, made the ascent to the eyes of that giant Martian face! "Well we made the climb... now what Fisher?" "Our job with the Mars expedition is exploration isn't it?" Later, during our exploratory flight to Jupiter, we passed the floating debris of the asteroid belt where we had to make repairs! "There's a theory that these asteroids are pieces of a planet that blew up between Mars and Jupiter!" "It must have been the home of MONSTERS-- to have suffered such a fate!" "I didn't explain it all to Brennan! He and all mankind would learn it someday-- From the FACE ON MARS!"
8. We can go even further back and start looking at art works from masters like Michelangelo in a whole new light. Compared to Spielberg's "E.T. the Extra-Terrestrial", it seems as though this "alien/man" intervention is not exactly a new idea.



Connections



Sphinx of Seth

How did I get into all of this?

“Our environment, the world in which we live and work, is a mirror of our attitudes and expectations.” -Earl Nightingale

People always want to know how I got into something like this. All I can say is I’ve always been drawn to this sort of thing. Even in grammar school, I remember taking out books from the library having to do with pyramids, UFOs, Bermuda Triangle, etc. It was only natural that I became interested in the Cydonia problem.

Leading up to my introduction to Cydonia, I had seen The Face in a tabloid newspaper but didn’t pay it much mind. Then in 1990 or 91, when I was either 17 or 18 years old, one of my best friends was one of the first to be ‘online’. When he was pulling up the image for me to see, I commented, “Fred, if it’s really a face, there ought to be other things nearby, like pyramids or something.”

Talk about scientific prediction and fast confirmation. From the get go, I knew there was something monumentally important going on here.

As time went on, I eventually ended up at West Chester University re-taking English comp for credits lost in my transfer from Rollins College and Temple U. I had to write a paper citing scientific journals. As I was searching for a topic, I came across Dr. Carlotto’s book The Martian Enigmas. Dr. Carlotto just happened to have developed an imaging technique called Fractal Analysis. His technique was published in Applied Optics which qualified my topic for the paper.

Unfortunately, the professor did not see it that way. In his words, “I would not be helping your academic career if I allowed you to write about this.”

Well, to make a long story short, I was far too independent to be put down, so I let him have it. In a well-rehearsed and well-timed after class speech, I made it clear he was in no position to deny me Cydonia when the kid next to me was writing about “Jerry Springer”. By the end of my speech, the poor guy was in tears.

Because of that episode, I ended up on independent study with the English department’s head. I wrote the paper, got an A-, and the head of the department said, “Thank you. I learned something new.” As one might imagine, his words were quite a vindication for me.


It was around this same time that I finally got myself online. Naturally, I was following the forums that were talking about Cydonia. This was also around the same time that Mars Global Surveyor gave us the famous “cat-box” version of The Face. How it got that name was because MSSS stripped most of the data out of the image. It was so “blah”, Art Bell of Coast to Coast AM said it looked like a “cat box”.

In the forums, the “debates” became so vitriolic that Hoagland created a private forum where normal people could discuss Cydonia rationally. I was one of the first members.

A few years later, in January of 2005, Hoagland published a very convincing paper about Saturn's artificial moon Iapetus.

He inspired me and a few others to go talk about it which we did at Space.com.

That experience in SDC’s Space Science forum motivated me to start measuring early Viking data on my father’s drafting table. As fate would have it, my good friend and computer tech guy, Lucker, happened to see what I was doing. He was savvy enough to know about Photoshop’s measuring tool. It wasn’t long before I was showing off some actual science and relishing the squeals from the so-called “skeptics”. It bothered them so terribly that they found reason to ban me permanently. (The whole thing is documented on maxtheknife.com) In early August of 2005, my website went 'live'. Then, on the afternoon of August 14, 2005, the police knocked on my door to inform me that my father, Paul, had died. As I was getting the news, I was also getting my first “reflection” and first piece of information. The reflection was a flawless mirror description of the event. What I didn't know, but was relayed to me was that Paul died the exact moment I posted this image to my website.



Looking at it now is interesting because of a question my editor asked. He wanted to know how I know where to start the lines. I hope this shows I didn't know at one point. But I did get a few things right that got me started on several different logic trains.

But I digress...

Sometime in late spring of 2005, I received a reading from a renowned psychic by the name of Valerie Morrison. I had received one or two readings from her prior, but as soon as I sat down, I knew this reading was different.

My first question to her was about my geometry work on Cydonia. I wanted to know if it would lead somewhere. She answered. "They" have already noticed and you wouldn't believe where it leads if I told you." She also said that part of HER reason for being was to give me this particular reading.

After that, she started talking and didn't stop for the whole hour long session. When the hour was up, she was still talking as we were walking out the door. I'll never forget what she said. "Everything is going to happen EXACTLY as I said and you are going to REMEMBER it ALL.

Considering I opted to not record my session, I didn't really understand or believe her.

A few short months later, the police knocked on my door and I quickly learned exactly what Valerie meant. The words she spoke during that hour were a perfect reflection of not just my life, but my life exactly as I perceive it.

What I mean by this is she didn't simply relay events of my life to come; she spoke my thoughts... before I had them. She was even in my dreams. I remember one dream in particular. I had to descend several flights of steps to get to my chiropractor. When I finally got to the bottom, he wasn't there. Instead, there was an overtly Egyptian looking woman with intricately carved wooden teeth. She thanked me for what I was doing. As soon as she did, I woke up and Valerie was there... in my head, of course, and asked me who that was. I replied, "I don't know. Who was that?" She said, "That was someone very important. You've been thanked."

So that's pretty much how it was. I could ask Valerie questions from the future and get a response from her in the present.

As one might imagine, the Max sitting across from the reading was clueless. Valerie was communicating with Max in the future for an entire hour. She was reading my mind in the future and relaying the information to me in the present so that when the thoughts/dreams/experience happened, it felt exactly like a déjà vu moment.

One would think it to be impossible to cram 6 years' worth of experience into a single hour, but she did. The first 2.5 years were the most intense. She was relentless. There were times when I would cover my eyes in a feeble effort to escape her, only to see her cover her own eyes in response. She would laugh and say, "I can still see you! There is no escape!"

Relief finally came when I was finishing up my first Truth & Light presentation. Upon realizing the only way to derive Mars' true north was through The Face, she said I'm on the right track and that she was going to leave me alone for a while. But before she did, she made it perfectly clear to me, as have several other qualified psychics throughout my life, that I am "The One".

I can see the reader's reaction now and believe me, mine was the same... "Yeah, right."

Keep in mind this weird psychic experience happened to me while I was making all these discoveries. It was very, VERY, convincing.


I don't know how to prove that I am the Chosen One, but I certainly think it makes sense. Again, as always, I do not require that anyone believe me, so I offer this; When I do what I'm supposed to do (presumably write this book), my beloved Philadelphia Eagles are supposed return to the Super Bowl... against the Patriots (again!)... And this time they WIN by... 3.

If my experience was real, that will come to pass. In the meantime, on the next two graphics is a small collection of ordinary evidence that supports my extraordinary claim.

The 13,000 Year Old Prophecy

My name, Max, reflecting out of the D&M 13,000 years ago as a trinity rose to become the precise apex of the D&M Pyramid on the winter solstice. The reflection is adorned with a rose and several hearts.

I believe that this is intended to reinforce my place as "The One". To add to this fire, the final winter solstice of this 13,000 year cycle rose out of the D&M for the last time... on my birthday. 3/13/13... at 33 degrees south of east.



It gets better. On 3/13/13, the reflection out of the D&M, looks very much like the UFO described in one of the largest mass UFO sightings ever. It just happened to occur on March 13, 1997. Even the exact *time* of the sighting spanned the ubiquitous tetrahedral values, 19.5 - 22.5 MST.

To top it all off, when I heard the unexpected news that Pope Benedict was resigning, I predicted to friends and family that a new Pope would be elected on 3/13/13. Sure enough, Pope Francis is his name. Many proponents of the prophecies claim that Pope Francis corresponds to "Peter the Roman" the pope described in the final prophecy, whose pontificate will allegedly bring the destruction of the city of Rome and usher in the beginning of the Apocalypse." -Prophecy of the Popes, Wikipedia

Skies, phone lines light up Ariz.



Unidentified: For 106 minutes on March 13, people saw something like this V-shaped object flying over Arizona. UFOs? The only thing certain is that it still haunts them. 4A.



The final summer solstice that will occur on 2/15/14 was PRE-commemorated in the near Earth flyby of "asteroid" '2012-DA14. While this asteroid buzzed Earth in a very deliberate way, another asteroid exploded over a city in Russia.

The burning question is, "What happens when the clock runs out on the last summer solstice, February 15, 2014?"

Is it possible that the Messianic Prophecies are all about *me*?!



PAUL KIEZIK MASSAGES his wife Kerstin's back in a couple's second child, a son. They were "graduates" of the parents' Lankenau Hospital labor room shortly before the birth of the classes.

It's All In The Family At Lankenau

News of Delaware County, Thurs., March 29, 1973-25



PHOTOS BY BILL HARRIS

By SUZANNE CHANCE SPECIAL TO THE NEWS

"Here comes another Chance," he would cool, calm, and collected, and we figured everything was already done. He brought the waiting baby girl for a quick welcome by her parents before she started the routine washing and tagging procedures. The nurse who had come to know over the past few months congratulated us, then started working on the newest member of the delivery room scene. A kind of déjà vu set in and it seemed like we'd been there before.

Of course we hadn't, but we had been through similar labor and delivery processes with other couples, in films in lectures and first hand from them. Our "preview" is the big event was Lankenau Hospital's Expectant Parent Classes where we joined 500 other couples during 1972 to learn what childbirth is all about. The classes, taught at the facility at Lankenau and City Ave., are sponsored by the Health Education Department.

In its Tuesday nights, we learned what parenthood entails, from prenatal care to a live demonstration on how to handle a baby. Included in the classes was a one-evening orientation to the labor rooms and delivery suite, a class that is required by all couples who hope to experience the birth together.

JULIA CLARK, head delivery room nurse and coordinator of Expectant Parent Education, says that more times than a husband is a big help to his wife in labor.

"We first asked the women what they thought since they're the ones who would have the husbands there. But, not one nurse was against," Miss Clark explains. So on June 1, 1971, Lankenau first invited fathers to join in the labor and delivery experience, rather than leaving them to the fathers' room.

The ticket to the labor room is a minimum one class on labor and delivery, plus a special form signed by the obstetrician. If a couple can't attend the Tuesday night session on labor and delivery, Miss Clark will meet with them at a social time.

For More Information
Call Lankenau Hospital's
Health Education Department
At MI 9-1400



IT'S A BOY! Max Anton Kiezik poses for the camera shortly after his birth on March 13 at 2 p.m. He weighed in at 7 lbs. 5 oz.

proper breathing during labor are usually given during the seventh month of pregnancy. They were adopted from the room get so involved with the labor they end up going through the delivery whether they had in mind to or not," she says.

Even the most squeamish husbands can become so engrossed that they end up welcoming their child into the world first hand. "People don't realize how calm and relaxed the delivery room is," Mrs. Clark explains. "It's not a big surprise procedure."

Still two-thirds of the fathers at Lankenau sit it out to the father's room and wait for the doctor to bring him the happy news.

It is possible that the husband may be asked to leave the delivery room, for example, if he is hindering the procedure, or if there are physical complications. If the husband and wife have to be put to sleep, but these cases are extremely rare.

"The whole point of the father's presence isn't for him to see the delivery, but to act as a companion to his wife," Miss Clark says.

THE CLASSES teach many details about birth, but two main concepts that seem to make up the philosophy of education at Lankenau:

1 - The more you know about the birth process - what you can expect your body to do - the easier and less painful the birth will be regardless of the amount of analgesia you receive. More knowledge means less fear, and many obstetrical experts feel that fear breeds pain.

2 - As long as you and your husband, if he's dedicated, have the kind of birth experience you have decided you wanted, that's all that matters. If you can look back at your experience and be pleased, it doesn't matter if you had "natural," or slept through the entire delivery.

There are three other classes that expectant parents whether Lankenau patients, or not, can take, called "cooperative child birth." Wondering what there could be, we emailed to find they prepared us physically as well as mentally for our upcoming experience.

Taught by Miss Clark and other members of the Lankenau nursing staff, the experiences for

For me that's where the cooperation came in. I wasn't the victim or even the main character in the real life drama. I was merely one player with my own unique part. Like Miss Clark and my husband who learn the breathing.

GEARED not only to the couple who is not on a so-called "natural" or unassisted childbirth, the birthing preparation taught at Lankenau can be used by a woman in labor who has not reached the stage where she can receive an analgesia, according to Miss Clark. Proper breathing can make the early contractions bearable.

Or, it may turn out that because of certain circumstances, the woman would have to give birth without an analgesia.

If the husband and wife as a coach and a player are prepared for cooperative childbirth they will no doubt make it through this unexpected crisis.

"The husband can become a real ally at this. Husbands have gone so far as never thought he could," Miss Clark recalls. "We literally couldn't have done it without them."

I found that the pregnant woman is in charge of her own birth experience at Lankenau. She can have the type of anesthesia she wants as long as medically possible, and the doctors respect her wishes to have no, or any type of anesthetic she wants.

As a reporter, I like to be an observer, not the focal point. In any event, even a blessed one.

FATHERS IN THE LABOR and delivery suites must wear sterile outfits, hats and shoes.

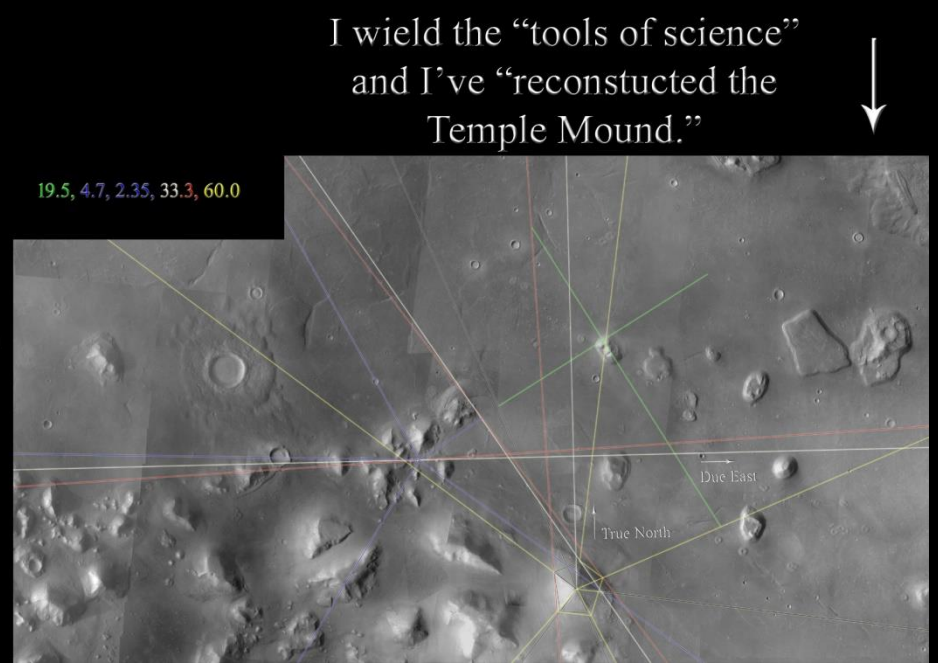
A NORMAL LABOR PROCEDURE, Miss Clark checks Kerstin's blood pressure and listens to the fetal heart during labor.

KERSTIN LOOKS to her husband for comfort during labor.



That's me playing the Sun in a play put on by my first grade class. "And among the lamp stands was one like a son of man, clothed with a robe reaching down to his feet, and with a golden sash around his chest." -Revelation 1:13

My birth was announced as per Messianic prophecy. My parents were the first to graduate from Lankenau Hospital's Natural Child Birth class. Hence, the newspaper covered my birth.



Conclusions

"A man prefers to believe what he prefers to be true" -Francis Bacon

Cydonia led me to the following discoveries, predictions, and conclusions.

- There is a whole new physics embedded within our world religions. It emerges through the geometry and reflections of Cydonia.
- There are many influential people who already know much if not all that I've just presented.
- Hoagland, et al, laid a trail of breadcrumbs that helped me discover a geometric/symbolic relationship model.
- Dr. Malin falsified scientific data vis-à-vis The Face.
- The Face is the "Missing Link" in that it implies we were literally engineered "in god's image".
- The Face hangs on a cross, reflects 3 sphinxes, 3 trinities, and reflects a clear image of the face of Ra through the use of a lotus flower and scarab beetle.
- The shadow cast upon The Face is perpendicular to Mars' current obliquity. This is significant because it is a literal reflection of the conceptual idea of finding truth (true north) in the light.
- There is a specific sequence for the reflections that is dictated through the legendary battle between Horus and Seth and the combined geometries of the D&M and cross on The Face.
- When The Face's reflections are sequenced, what unfolds is a perfect reflection of Armageddon as described in The Bible.
- The same sequencing can be found on the City's Main Pyramid. The story which unfolds there reflects the story of Isis and Ra. The Egyptian theme is brilliantly fused with images from Hindu and Mayan lore.
- While I've not yet decoded a sequence for it, the Fort's reflections appear to depict the contention between Isis and Seth. It stands to reason if "The Battle of The Face" represents our Sun, perhaps the battle of Isis and Seth represents our Sun's dark star companion, Nemesis.
- Through the sites and markers, coupled with the redundant symbolism, an explicit prediction of Nemesis' precise orbit and current position emerges.
- There are independent geometries throughout Cydonia that all relate in precise and model specific ways to the D&M and true north.
- One of these independent geometries leads to a logical place upon which to stand and observe the heavens rise and set through the monuments of Cydonia. For obvious reasons, I've named this place, "Temple Mound".
- Cydonia precisely tracks Mars' winter and summer solstice through The Face/D&M/Temple Mound relationship as Mars' tilt passes through key "tetrahedral" angles.
- Cydonia precisely tracks Sirius, Orion, and Regulus over millions of years' worth of Mars' and our solar system's obliquity combined.
- Cydonia supports the late Dr. Van Flandern's "Exploded Planet Hypothesis".
- The geometry and symbolism points to now.
- The geometry and symbolism suggest multiple series of alien interventions that began ~86 million years ago. The most recent series of interventions began ~17,000 years ago and ends on February 15, 2014. If Cydonia was intended to be unveiled now, it makes sense to have constructed it then.

Now that's a pretty long list for Cydonia to be just a "pile of rocks".

There is a clinical term used to describe an irrational reaction to new facts that contradict a person's core beliefs. It's called, "cognitive dissonance". If you made it this far and you're still rolling your eyes, you've got it bad. I can lift the veil for you, but I can't make you open your eyes.

If you find yourself wanting to know more, congratulations, as Obi Wan Kenobi said, "You've taken your first step into a larger world."

Now that Cydonia has been unveiled, it's time to begin creating for ourselves that which we have been promised... Heaven on Earth.

It's time to stop believing and avail ourselves of the truth.

It's time to go back to Mars.

Annotated Bibliography

1. Hoagland, Richard C. The Monuments of Mars: A City on the Edge of Forever. Fifth Edition ed. Berkeley, CA: Frog, 1987, 1992, 1996, 2001. Print. This book is seminal. What I took from it the most were the multiple meaningful geometric discrepancies. I've referred to it so much over the past 10 years that many pages are now tucked in the middle because they've fallen out.
2. Hoagland, Richard C., and Mike Bara. Dark Mission: The Secret History of NASA. Port Townsend: Feral House, 2009, 2007. Print. This book was invaluable. It is filled with breadcrumbs. The biggest one was the graph pertaining to our solar system's angular momentum. That graph triggered me to connect the Fort to Nemesis which led to its predicted orbit.
3. Hoagland, Richard C. "The Enterprise Mission." The Enterprise Mission. N.p., n.d. Web. 15 Nov. 2013. <<http://www.enterprisemission.com/>>. A treasure trove of breadcrumbs. The information on this website proved invaluable.
4. Hoagland, Richard C., and Erol O. Torun. "The "Message of Cydonia" First Communication from an Extraterrestrial Civilization?" The Enterprise Mission. The Enterprise Mission, 1989. Web. 15 Nov. 2013. <<http://www.enterprisemission.com/message.htm>>. This paper presents the original "Geometric Relationship Model".
5. Carlotto, Mark J., Dr. The Martian Enigmas: A Closer Look. Berkeley, CA: North Atlantic Books, 1997. Print. This is the book that got me interested. What strikes me the most now is his (and Hoagland's) total disregard for Mars' winter solstice. I think had they mentioned it, they would have been giving up too big a piece of the puzzle.
6. McDaniel, Stanley V. The McDaniel Report: On the Failure of Executive, Congressional, and Scientific Responsibility in Investigating Possible Evidence of Artificial Structures on the Surface of Mars and in Setting Mission Priorities for NASA's Mars Exploration Program. Berkeley, CA: North Atlantic, 1993. Print. This book is also seminal. The geometry McDaniel presents were more breadcrumbs. The crude graphs gave me ideas that led to my current Geometric/Symbolic Relationship Model.
7. Haas, George J., and William R. Saunders. The Cydonia Codex: Reflections from Mars. Berkeley, CA: Frog, 2005. Print. There are two major contributions in this book. The first is the discovery of "The Admiral". The second are the connections drawn from the reflections to Mayan lore. I've had many encounters with George Haas online. It boggles my mind that to this day he refuses to consider the geometry. He is either devilishly clever and "in on it" or he is bumbling, albeit very lucky, fool.
8. Carlotto, Mark J., Dr. "Symmetry and Geometry of the Face on Mars Revealed A New Analysis Based on the April 2001 Image." New Frontiers In Science 1.1 (Fall 2001): n. pag. Web. <<http://carlotto.us/newfrontiersinscience/Papers/v01n01a/v01n01a.pdf>>. This article is critical for its information on orthographic rectification. It also contains Carlotto's "orthorectified" version of MSSS's 2001 Face image.
9. Flynn, David. "The David Flynn Connection." The David Flynn Connection. N.p., n.d. Web. 15 Nov. 2013. <<http://www.mt.net/~watcher/>>. While David passed away 01/22/2012, his work lives on. He delved deep into the symbolism and helped me connect Cydonia to our galaxy.
10. Laney, Keith. "Mars Infrared Imaging Thermal Infrared Cydonia." KeithLaney.net. N.p., n.d. Web. 15 Nov. 2013. <<http://www.keithlaney.net/>>. Keith's work is always top notch. I think he was "in on it" too.
11. Mars Science Laboratory. NASA, n.d. Web. 15 Nov. 2013. <http://www.nasa.gov/mission_pages/msl/>. There is one image in my Curiosity graphic that is not my own discovery. That was courtesy of Hoagland. The rest were easily found on images downloaded from this NASA website. Anyone who tries to verify my specific examples will undoubtedly discover their own during the search.
12. Van Flandern, Thomas C., Dr. "Meta Research (innovative Astronomy Research)." Meta Research (innovative Astronomy Research). Meta Research, n.d. Web. 15 Nov. 2013. <<http://metaresearch.org/home.asp>>.
13. "Mars Global Surveyor Mars Orbiter Camera." Mars Global Surveyor MOC2-283 Release. Malin Space Science Systems, 24 May 2001. Web. 15 Nov. 2013. <http://mars.jpl.nasa.gov/mgs/msss/camera/images/moc_5_24_01/face/index.html>.
14. "Mars Global Surveyor Mars Orbiter Camera." Mars Orbiter Camera Views "Face on Mars" Malin Space Science Systems, n.d. Web. 15 Nov. 2013. <http://www.msss.com/mars_images/moc/4_6_98_face_release/index.html>.
15. "ESA Science & Technology: Cydonia Region." ESA Science & Technology: Cydonia Region. European Space Agency, 21 Sept. 2006. Web. 15 Nov. 2013. <<http://sci.esa.int/mars-express/40012-cydonia-region/>>.
16. "HiRISE | Popular Landform in Cydonia Region (PSP_003234_2210)." HiRISE | Popular Landform in Cydonia Region (PSP_003234_2210). NASA/JPL/University of Arizona, 2007. Web. 15 Nov. 2013. <http://www.uahirise.org/PSP_003234_2210>.
17. "Cydonia: Martian Mystery Region." Mars Odyssey Mission THEMIS. NASA/JPL/Arizona State University, n.d. Web. 15 Nov. 2013. <<http://themis.mars.asu.edu/feature/42>>.
18. Bell, II, Edwin V., Dr. "NSSDC Photo Gallery Mars." NSSDC Photo Gallery: Mars. NASA/GFSC, 10 Dec. 2010. Web. 15 Nov. 2013. <http://nssdc.gsfc.nasa.gov/photo_gallery/photogallery-mars.html>.
19. "Mars Global Surveyor Mars Orbiter Camera." MOC Views Cydonia (2nd Time). Malin Space Science Systems, n.d. Web. 15 Nov. 2013. <http://www.msss.com/mars_images/moc/4_14_98_cydonia2_release/index.html>.
20. "Mars Global Surveyor Mars Orbiter Camera." Mars Global Surveyor MOC2-222 Release. Malin Space Science Systems, n.d. Web. 15 Nov. 2013. <http://www.msss.com/mars_images/moc/4_5_00_cydonia/>.
21. Kirby, Jack. "The Face on Mars." Comic strip. The Face on Mars. N.p., n.d. Web. 15 Nov. 2013. <<http://archive.org/stream/TheFaceOnMars/TheFaceOnMars1958>>.
22. Ball, Philip. "Geometric Whirlpools Revealed." Nature.com. Nature Publishing Group, 19 May 2006. Web. 15 Nov. 2013. <<http://www.nature.com/news/2006/060515/full/news060515-17.html>>.
23. "John 14 Parallel Chapters." John 14 Parallel Chapters. N.p., n.d. Web. 12 Dec. 2013. <<http://biblehub.com/john/14.htm>>.
24. Deurer. "Battle of Horus and Seth." Battle of Horus and Seth. N.p., 1996, 2010. Web. 15 Nov. 2013. <<http://www.egyptartsite.com/battle.html>>.
25. Frater, V.H., D.M.A. "The Legend of Horus and Set." The Legend of Horus and Set. N.p., n.d. Web. 15 Nov. 2013. <<http://www.goldendawnpedia.com/LiteraturePages/Egyptian/HorusandSet.htm>>.
26. "Osiris Myth." Wikipedia. Wikimedia Foundation, 13 Nov. 2013. Web. 15 Nov. 2013. <http://en.wikipedia.org/wiki/Osiris_myth>.
27. "Set (mythology)." Wikipedia. Wikimedia Foundation, 15 Nov. 2013. Web. 15 Nov. 2013. [http://en.wikipedia.org/wiki/Set_\(mythology\)](http://en.wikipedia.org/wiki/Set_(mythology))
28. "The Legend of Ra, Isis, and the Snake." N.p., n.d. Web. <<http://faculty.gvsu.edu/websterm/Egypt/Ra&Isis.html>>.
29. "Ra (mythology)." Wikipedia. Wikimedia Foundation, 13 Nov. 2013. Web. 15 Nov. 2013. <<http://en.wikipedia.org/wiki/Ra>>.
30. "Isis (mythology)." Wikipedia. Wikimedia Foundation, 15 Nov. 2013. Web. 15 Nov. 2013. <<http://en.wikipedia.org/wiki/Isis>>.
31. "Hanuman (mythology)." Wikipedia. Wikimedia Foundation, 14 Nov. 2013. Web. 15 Nov. 2013. <<http://en.wikipedia.org/wiki/Hanuman>>.
32. "Hanuman Natak. An Exegesis in Loyalty." Web log post. Ed. Admin at Misl-E-Hukumat. N.p., n.d. Web. <<http://tisarpanth.blogspot.com/2013/02/hanuman-natak-exegesis-of-loyalty.html>>.
33. Isidora. "Jumilhac Papyrus (Translation)." Isiopolis. N.p., 7 Apr. 2012. Web. 15 Nov. 2013. <<http://isiopolis.com/2012/04/07/fierce-isis/>>.
34. "Is It Real?/Life on Mars." Is It Real? National Geographic Channel. 01 Jan. 2007. Web. <http://www.amazon.com/gp/product/B006FE2Z26/ref=atv_feed_catalog?tag=imdb-amazonvideo-20>.
35. "Higher Dimensional Geometry." ThinkQuest. Oracle Foundation, n.d. Web. 17 Nov. 2013. <<http://library.thinkquest.org/27930/geometry.htm>>.
36. "Space in Images - Missions - Rosetta." Space in Images - Missions - Rosetta. Rosetta Mission, n.d. Web. 02 June 2015.
37. "Rosetta: The Ambition to Turn Science Fiction into Science Fact." European Space Agency. N.p., n.d. Web. 02 June 2015.